

LAUREL



MODEL LA1281 (SHOWN)



MODEL LA1282 (SHOWN)



MODEL DESCRIPTION PRICING



LA2424ET END TABLE \$516
 DIMENSIONS: W|24 D|24 H|17 CARTONED WEIGHT|25 CUBIC FEET|4

LA3030ET END TABLE \$585
 DIMENSIONS: W|30 D|30 H|17 CARTONED WEIGHT|40 CUBIC FEET|6



LA2042MT MAGAZINE TABLE \$566
 DIMENSIONS: W|42 D|20 H|17 CARTONED WEIGHT|45 CUBIC FEET|6




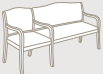









LA3636CT CORNER TABLE \$691
 DIMENSIONS: W|36 D|36 H|17 CARTONED WEIGHT|50 CUBIC FEET|8

WOOD SPECIES: BEECH IN 13 FINISHES.
 SEE PAGE 221.



MODEL LA1295 (SHOWN)

MODEL	DESCRIPTION	COM YRD.	COL SQ. FT.	PRICING		D/COL	E	F	G	L	M
	LA1281 CHAIR	1.5	33	\$524	\$543	\$571	\$609	\$650	\$695	\$751	\$807
DIMENSIONS: W 22.5 D 26 H 34.5 SW 20 SD 18.25 SH 18.75 AH 26.75 CARTONED WEIGHT 22 CUBIC FEET 15											
	LA1282 TWO-SEAT	2.25	49.5	\$911	\$939	\$981	\$1037	\$1099	\$1167	\$1251	\$1335
DIMENSIONS: W 22.25 D 25 H 34 SW 41 SD 18.25 SH 18.75 AH 26.75 CARTONED WEIGHT 46 CUBIC FEET 30											
	LA1283 TWO-SEAT/CHAIR	3.75	82.5	\$1442	\$1489	\$1559	\$1653	\$1756	\$1868	\$2009	\$2150
	LA1284 CHAIR/TWO-SEAT	3.75	82.5	\$1442	\$1489	\$1559	\$1653	\$1756	\$1868	\$2009	\$2150
DIMENSIONS: W 64.5 D 26 H 34.5 SW 41/20 SD 18.25 SH 18.75 AH 25.75 CARTONED WEIGHT 64 CUBIC FEET 44											
	LA1285 CHAIR/TWO-SEAT/CHAIR	5.75	115.5	\$1896	\$1968	\$2075	\$2219	\$2377	\$2550	\$2765	\$2981
DIMENSIONS: W 85.75 D 26 H 34.5 SW 20/41/20 SD 18.25 SH 18.75 AH 25.75 CARTONED WEIGHT 82 CUBIC FEET 58											
	LA1286 TWO-SEAT/CHAIR/CHAIR	5.75	115.5	\$1896	\$1968	\$2075	\$2219	\$2377	\$2550	\$2765	\$2981
	LA1287 CHAIR/CHAIR/TWO-SEAT	5.75	115.5	\$1896	\$1968	\$2075	\$2219	\$2377	\$2550	\$2765	\$2981
DIMENSIONS: W 85.75 D 26 H 34.5 SW 41/20/20 SD 18.25 SH 18.75 AH 25.75 CARTONED WEIGHT 82 CUBIC FEET 58											
	LA1292 CHAIR/CHAIR	3	66	\$1024	\$1062	\$1118	\$1193	\$1275	\$1365	\$1478	\$1590
DIMENSIONS: W 43.5 D 26 H 34.5 SW 20 SD 18.25 SH 18.75 AH 25.75 CARTONED WEIGHT 42 CUBIC FEET 30											
	LA1293 CHAIR/CHAIR/CHAIR	4.5	99	\$1477	\$1514	\$1571	\$1646	\$1728	\$1818	\$1931	\$2043
DIMENSIONS: W 64.5 D 26 H 34.5 SW 20 SD 18.25 SH 18.75 AH 25.75 CARTONED WEIGHT 60 CUBIC FEET 44											
	LA1294 CHAIR/CHAIR/CHAIR/CHAIR	6	132	\$1933	\$2008	\$2120	\$2270	\$2435	\$2615	\$2840	\$3065
DIMENSIONS: W 85.5 D 26 H 34.5 SW 20 SD 18.25 SH 18.75 AH 25.75 CARTONED WEIGHT 78 CUBIC FEET 58											
	LA1295 CHAIR/TABLE/CHAIR	3	66	\$1275	\$1312	\$1368	\$1443	\$1526	\$1616	\$1728	\$1841
DIMENSIONS: W 64.5 D 26 H 34.5 SW 20 SD 18.25 SH 18.75 AH 25.75 CARTONED WEIGHT 58 CUBIC FEET 44											