

Laminate Casegoods - 75 Series



75-PH167244
Empire Mahogany (531)

75-SL203675
Empire Mahogany (531)

75-CZ207230BB
Empire Mahogany (531)

75-BD427230BB
Empire Mahogany (531)



75 Series Layout 12 w/FPA
Natural Pear (604)

Reeded edge detail



Transitional edge detail



Trolley Technology



Downview Technology



Keyboard Options



Create your legacy.

Series Features

- *Technology options for flat panel displays*
- *Thermofused laminate work surfaces and bases*
- *1 1/2" thick work surfaces*
- *Flat, reeded and transitional edge banding*
- *Ideal for the executive level office*
- *Power, data and cable management options*



75

Features, Benefits and Solutions

Product Benefits & Solutions

- Patented technology solution options integrated into casegoods
- Unique, multifaceted solutions for all types of office environments
- Wire management system and power strip optional
- Extensive array of filing and storage options
- Custom capabilities to meet any customer's needs
- Computer controlled construction methods for consistent quality
- Flat, reeded and transitional edge banded tops add style to the office environment
- Durable thermofused 1-1/2" thick laminate work surfaces in flat edge banding with all top colors

- 1-1/2" tops available with all woodgrain colors in reeded and transitional edge banding
- Matching drawer fronts
- Vertical wood graining featured on full-length modesty panels
- Wide range of standard laminate colors available
- Edge banding colors to match all standard laminate colors
- Accent color can apply to drawer/door fronts as well as work surface edge
- Hutches have a grommet at top center of inset for task light wiring
- Hutches have full width flexible wire grommet sweep at bottom back for easy wiring access
- Made in U.S.A.

How To Order

1. Select model number

Ex: 75-RD367230BB (standard rectangular desk 36x72x30½ with box/box/file left and box/box/file right)

2. Select laminate base and work surface color (see page 136)

Optional accent color available for flat edge banding only

Accent color applies to drawer/door fronts and edge banding on all tops.

Ex: 008 C24 174
base work accent
surface

For no accent color, put "XXX" in place of accent color code.

3. Select door/drawer pull style and finish

Ex: CB (Cup pull with Black Matte finish)

4. Select edge detail

Reeded and transitional edge detail limited to all woodgrain colors

Ex: F (Reeded)

5. Optional-Select visual display options (see page 67)

Ex: TH0721NK (The Trolley H-Class with Nova keyboard drawer)

6. Optional-Select essential accessory options (see page 34)

Ex: 11205DP (Standard data port)

7. Optional-Upgrade to high pressure laminate work surface

Ex: Z -Add 15% to List Price for this option.

Visual Display Options To order, see page 67.

The Trolley™ H-Class Personal Monitor Arm System

Maximum dimensions for flat panel display:

2¾" D x 16¼" W x 14" H (70mm D x 413mm W x 356mm H)

NOTE: Maximum distance from center of wall mount VESA plate to bottom of monitor is 6¾" (171mm)

- Provides flexible, mainstream flat screen location when raised
- Low voltage motor to lift and lower monitor
- Intelligent Motion Technology™ provides operational intuition
- Clears line-of-sight when submerged
- Allows for multi-use working and learning environments
- Keyed lock provides added security and control in any environment
- Hides confidential information when necessary
- Reduces the risk of damage to flat panels displays when stored
- Provides clean, ergonomic solutions
- Manage technology in your workspace environment


Downview - Flat Panel Display

Maximum dimensions for flat panel display: 17"W x 18"H (432mm W x 457.2mm H)

- Keeps monitor under glass below work surface
- Allows for multi-use working and learning environments
- Proven to be ergonomically beneficial, increase productivity
- Saves premium classroom and desktop space
- Hides confidential information
- Creates a clean, uncluttered look in the classroom or office
- Reduces the risk of damage to computer equipment

For CRT applications, please call Customer Support: 1-800-730-6682

Model Number Structure:

	75	-	RD	367230	BB
75-RD367230BB	Series		Type	Size	Ped
			RD-Rectangle BD-Bow desk CZ-Credenza RR-Return Right RL-Return Left BG-Bridge DF-D-top/Full mod DN-D-top/No mod	D x W x H	See next page for pedestal combinations

NOTE:
See full listing of all "types" and last two letters on page 41.

Door/Drawer Pull Style and Finish

Hutches do not require pull hardware selection, except on select hutches noted.



Cup / Black Matt (CB)
Cup / Stainless Steel (CS)
Cup / Chrome Polished (CP)



Steel / Black (SB)
Steel / Chrome Matt (SM)
Steel / Chrome Polished (SP)



Wave / Nickel (WN)
Wave / Black (WB)



Modern / Chrome Matt (MC)
Modern / Black Matt (MB)

Work Surface Edge Detail

Flat PVC edge (P) Reeded edge (F) Transitional edge (T)



Reeded and Transitional edge detail limited to all woodgrain colors:
Hard Rock Maple / Empire Mahogany / Wild Cherry / Natural Pear / English Oak / Tuscan Walnut

Grommets

Standard grommets are rectangular black plastic.

To order, specify:

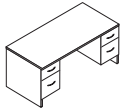
1. Model number
2. Colors for base, work surface and optional accent
3. Door/Drawer Pull Style and Finish (CB, CS, CC, WN, WB, SB, SM, SP, MC, MB)
4. Edge detail
5. Optional - Select visual display options
6. Optional - Select essential accessory options

Visual Display Options available:

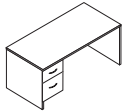
- The Trolley H-Class
- Downview - Flat Panel Display

Pedestal Combinations

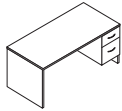
Desks - Pedestal/Storage Options



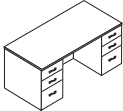
GG
Box/File left
CPU Storage right



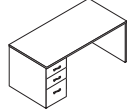
GN
Box/File left
No ped right



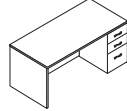
NG
No ped left
Box/File right



BB
Box/Box/File left
Box/Box/File right

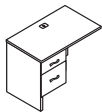


BN
Box/Box/File left
No ped right



NB
No ped left
Box/Box/File right

Returns - Pedestal/Storage Options



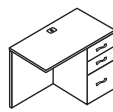
GN
Box/File left
No Ped right



NG
No Ped left
Box/File right

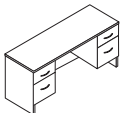


BN
Box/Box/File left
No Ped right

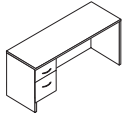


NB
No Ped left
Box/Box/File right

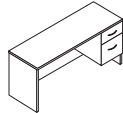
Credenzas - Pedestal/Storage Options



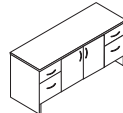
GG
Box/File left
Box/File right



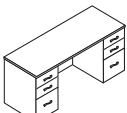
GN
Box/File left
No ped right



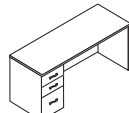
NG
No ped left
Box/File right



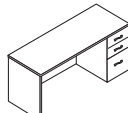
GS
Box/File left
Closed Storage center
Box/File right



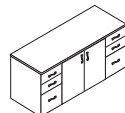
BB
Box/Box/File left
Box/Box/File right



BN
Box/Box/File left
No pedestal right



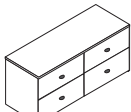
NB
No pedestal left
Box/Box/File right



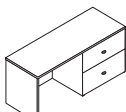
BS
Box/Box/File left
Closed Storage center
Box/Box/File right

Credenzas - Pedestal/Storage Options

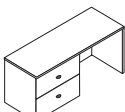
(Pedestal/drawer change not applicable)



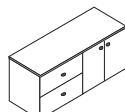
LL
Lateral File left
Lateral File right



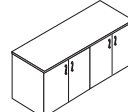
NL
Return left
Lateral File right



LN
Lateral File left
Return right



LS
Lateral File left
Closed Storage right



SS
Closed Storage left
Closed Storage right

Optional changes to pedestal/drawer configurations for select 75 Series models.

Available on single or double pedestal desks, executive returns and select credenzas .

Each item (as stipulated in the catalog) is made standard with a specific configuration: if you wish to order an optional change, the following upcharge will apply for each pedestal. If you wish to order a change for both pedestals of a double pedestal desk, double the upcharge.

To special order a pedestal/drawer configuration different than the standard item in the catalog, use the following codes and upcharge.

Example: to replace standard desk 75-RD367230GG with two Box/File pedestals to two **"B"** pedestals (Box/Box/File), model becomes 75-RD367230BB. List price increases 2 x \$100.

BB = box, box, file pedestal

Upcharge = \$100 x 2



A pedestal
- 3 box drawers
- 1 pencil tray

Add \$40



B pedestal (Full-length)

- 2 box drawers
- 1 file drawer
- 1 pencil tray
- drawer 1 is separated from drawers 2 and 3 by a solid horizontal piece
- drawers lock together with one lateral lock

Add \$100



F pedestal (Full-length)
- 2 file drawers
- 1 combined lateral lock

Add \$100

1-1/2" thick work surfaces
Three edge details
Thermofused laminate top and base

75 Series

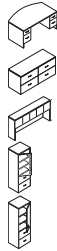
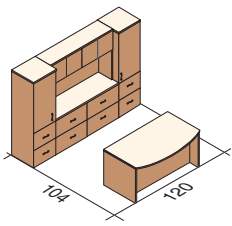
 **ASSEMBLY REQUIRED**

To swap out pedestals in desks/returns, see page 55 for details.

Layout Suggestions 1-11

Layout 1

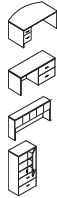
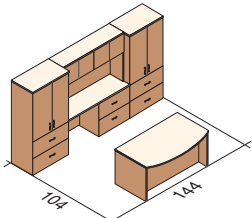
\$6,696



Qty.	Model
1	75-BD427230GG
1	75-CZ207230LL
1	75-CH167244
1	75-SL202475SL
1	75-SL202475SR

Layout 2

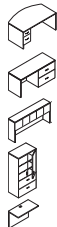
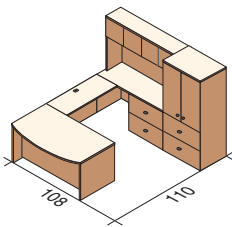
\$6,655



Qty.	Model
1	75-BD427230GN
1	75-CZ207230NL
1	75-CH167244
2	75-SL203675

Layout 3

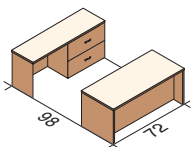
\$5,491



Qty.	Model
1	75-BD427230GN
1	75-CZ207230NL
1	75-CH167244
1	75-SL203675
1	75-BG244830

Layout 4

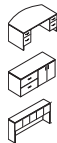
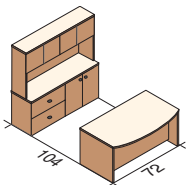
\$2,301



Qty.	Model
1	75-RD367230GN
1	75-CZ207230NL

Layout 5

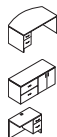
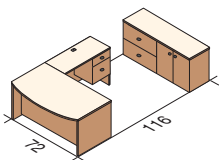
\$3,926



Qty.	Model
1	75-BD427230GG
1	75-CZ207230LS
1	75-CH167236

Layout 6

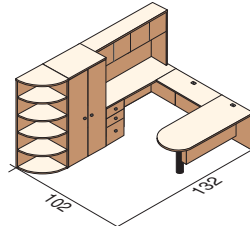
\$3,440



Qty.	Model
1	75-BD427230GN
1	75-CZ207230LS
1	75-RR244230NG

Layout 7

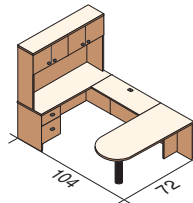
\$5,548



Qty.	Model
1	75-DF307230R
1	75-CZ247230BN
1	75-BG244830
1	75-CH167244
1	75-SC243675
1	75-CB242475S4

Layout 8

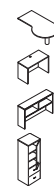
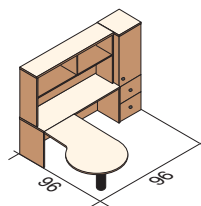
\$3,228



Qty.	Model
1	75-DN367230R
1	75-CZ207230BN
1	75-BG244830
1	75-CH167244

Layout 9

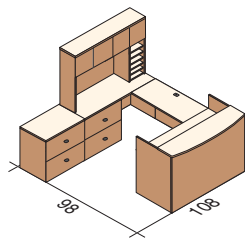
\$3,469



Qty.	Model
1	75-PR427230L
1	75-FS247230N1
1	75-OH167236
1	75-SL242475SR

Layout 10

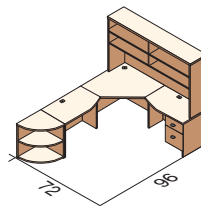
\$5,461



Qty.	Model
1	75-BG244830
1	75-CH167244RL
1	75-RS307242NG
1	75-CZ207230LN
1	75-LF203630L2
1	75-VP121221

Layout 11

\$3,344



Qty.	Model
1	75-CD363618
1	75-FC2436CRN2
1	75-CH167236
1	75-FC2436CLN2
1	75-FP181523G
1	75-CB242430S1

To order, specify:

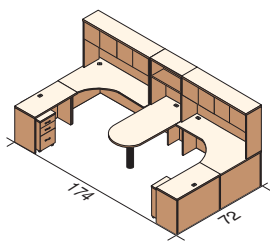
1. Model number
2. Colors for base, work surface and optional accent
3. Door/Drawer Pull Style and Finish (CB, CS, CC, WN, WB, SB, SM, SP, MC, MB)
4. Edge detail
5. Optional - Select visual display options
6. Optional - Select essential accessory options

Visual Display Options available:

- The Trolley H-Class
- Downview - Flat Panel Display

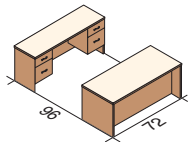
Layout Suggestions 12-23

Layout 12 **\$7,473**



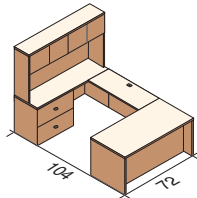
Qty.	Model
1	75-EC367224N2
1	75-FS243630N2
1	75-EC723624N2
1	75-FS243630N3
2	75-CH167236
1	75-OH163636
1	75-DN307230R
2	75-MP221529B

Layout 13 **\$2,464**



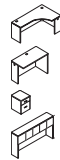
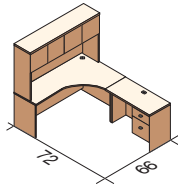
Qty.	Model
1	75-RD367230GG
1	75-CZ207230GG

Layout 14 **\$3,725**



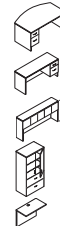
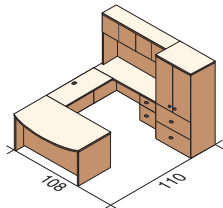
Qty.	Model
1	75-RD367230GG
1	75-CZ207230LN
1	75-BG244830
1	75-CH167236

Layout 15 **\$2,779**



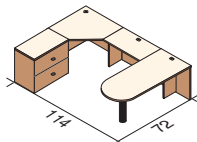
Qty.	Model
1	75-EC663624N2
1	75-FS243630N2
1	75-FP181523G
1	75-CH166636

Layout 16 **\$5,112**



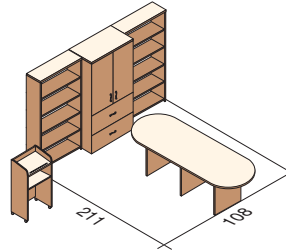
Qty.	Model
1	75-BD427230GN
1	75-CZ207230NG
1	75-CH167236
1	75-SL203667
1	75-BG244830

Layout 17 **\$2,618**



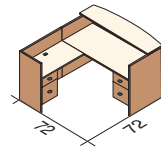
Qty.	Model
1	75-CD363620
1	75-BG204230
1	75-DN367230R
1	75-LF203630L2

Layout 18 **\$5,834**



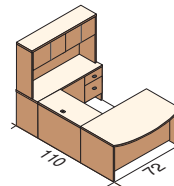
Qty.	Model
1	75-SL253675
1	75-BC123675S4
1	75-RC481440
1	75-BB248529PX
1	75-LC181844

Layout 19 **\$2,391**



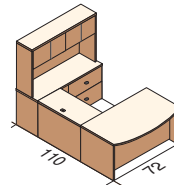
Qty.	Model
1	75-RS307242NG
1	75-RS244242GN

Layout 20 **\$3,620**



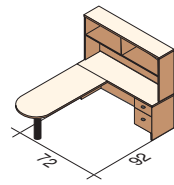
Qty.	Model
1	75-BD427230GN
1	75-BG244830
1	75-CH167236
1	75-CZ207230NG

Layout 21 **\$3,827**



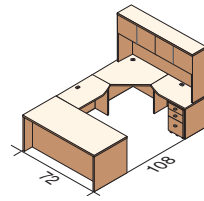
Qty.	Model
1	75-BD427230GN
1	75-BG244830
1	75-CH167236
1	75-CZ207230NL

Layout 22 **\$2,404**



Qty.	Model
1	75-DR307230L
1	75-CZ207230NG
1	75-OH167236

Layout 23 **\$4,394**



Qty.	Model
1	75-RD367230GN
1	75-FC2436CRN4
1	75-CD363618
1	75-FC2436CLN2
1	75-CH167236
1	75-MP221529B

How To Order

1. Select model number

Ex: 75-RD367229GG (double pedestal desk, 36x72x29 with box/file left and box/file right)

2. Select laminate base and work surface color, and optional accent color (see page 136)

Accent color applies to drawer/door fronts and edge banding on all tops.

Ex: 008 C24 174 For no accent color, put "XXX" in place of accent
base work accent
surface color code.

3. Select door/drawer pull style and finish

Ex: CB (Cup pull with Black Matte finish)

4. Select edge detail - Reeded and transitional edge detail limited to all woodgrain colors

Ex: F (Reeded)

5. Optional-Select visual display options (see page 67)

Ex: TH0721NK (The Trolley H-Class with Nova keyboard drawer)

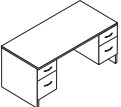

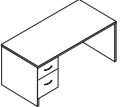
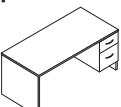

6. Optional-Select essential accessory options (see page 34)

Ex: 11205DP (Standard data port)

7. Optional-Upgrade to high pressure laminate work surface

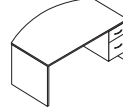
Ex: Z -Add 15% to List Price for this option.

Desks

	D x W x H (in.)	ft ³ / lbs	Model	List Price
	2 pedestals with lock, 1 box drawer and 1 file drawer with legal/letter filing. Pencil tray. Recessed, full height modesty panel.			
	30 x 60 x 30 1/2	34.7 / 237	75-RD306030GG	\$1,191
	30 x 66 x 30 1/2	37.7 / 248	75-RD306630GG	\$1,232
	30 x 72 x 30 1/2	40.8 / 270	75-RD307230GG	\$1,284
	36 x 72 x 30 1/2	50.9 / 295	75-RD367230GG	\$1,346
	36 x 84 x 30 1/2	57.1 / 344	75-RD368430GG	\$1,408
	2 pedestals with lock, 1 box drawer and 1 file drawer with legal/letter filing. Pencil tray. Recessed, full height modesty panel.			
	42 x 72 x 30 1/2	54.5 / 312.4	75-BD427230GG	\$1,460
	42 x 84 x 30 1/2	63.5 / 367.2	75-BD428430GG	\$1,522
	1 pedestal on left with lock, 1 box drawer and 1 file drawer with legal/letter filing. Pencil tray. Recessed, full height modesty panel.			
	30 x 48 x 30 1/2	28.5 / 151	75-RD304830GN	\$808
	30 x 60 x 30 1/2	34.7 / 200	75-RD306030GN	\$932
	30 x 66 x 30 1/2	37.7 / 210	75-RD306630GN	\$1,056
	30 x 72 x 30 1/2	40.8 / 217	75-RD307230GN	\$1,098
	36 x 72 x 30 1/2	50.9 / 226	75-RD367230GN	\$1,149
	36 x 84 x 30 1/2	57.1 / 264	75-RD368430GN	\$1,186
	1 pedestal on right with lock, 1 box drawer and 1 file drawer with legal/letter filing. Pencil tray. Recessed, full height modesty panel.			
	30 x 48 x 30 1/2	28.5 / 151	75-RD304830NG	\$808
	30 x 60 x 30 1/2	34.7 / 200	75-RD306030NG	\$932
	30 x 66 x 30 1/2	37.7 / 210	75-RD306630NG	\$1,056
	30 x 72 x 30 1/2	40.8 / 217	75-RD307230NG	\$1,098
	36 x 72 x 30 1/2	50.9 / 226	75-RD367230NG	\$1,149
	36 x 84 x 30 1/2	57.1 / 264	75-RD368430NG	\$1,186
	1 pedestal on left with lock, 1 box drawer and 1 file drawer with legal/letter filing. Pencil tray. Recessed, full height modesty panel.			
	42 x 72 x 30 1/2	54.5 / 243.4	75-BD427230GN	\$1,251
	42 x 84 x 30 1/2	63.5 / 287.2	75-BD428430GN	\$1,309

D x W x H (in.)	ft ³ / lbs	Model	List Price
-----------------	-----------------------	-------	------------

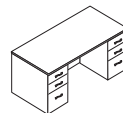
Right single pedestal bow front desks



1 pedestal on right with lock, 1 box drawer and 1 file drawer with legal/letter filing. Pencil tray. Recessed, full height modesty panel.

42 x 72 x 30 1/2	54.5 / 243.4	75-BD427230NG	\$1,251
42 x 84 x 30 1/2	63.5 / 287.2	75-BD428430NG	\$1,309

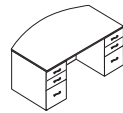
Double pedestal desks - low profile



2 full-length pedestals with lock on left. 2 box drawers and 1 file drawer with legal/letter filing. Lock controls file drawer and box drawer above. Pencil tray. Recessed, full height modesty panel.

30 x 60 x 30 1/2	34.7 / 229	75-RD306030BB	\$1,309
30 x 66 x 30 1/2	37.7 / 278	75-RD306630BB	\$1,378
30 x 72 x 30 1/2	40.8 / 300	75-RD307230BB	\$1,417
36 x 72 x 30 1/2	50.9 / 325	75-RD367230BB	\$1,458
36 x 84 x 30 1/2	57.1 / 374	75-RD368430BB	\$1,522

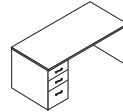
Double pedestal bow front desk - low profile



2 full-length pedestals with lock. 2 box drawers and 1 file drawer with legal/letter filing. Lock controls file drawer and box drawer above. Pencil tray. Recessed, full height modesty panel.

42 x 72 x 30 1/2	63.5 / 397.2	75-BD427230BB	\$1,562
42 x 84 x 30 1/2	54.5 / 342.4	75-BD428430BB	\$1,648

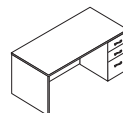
Left single pedestal desks - low profile



1 full-length pedestal with lock. 2 box drawers and 1 file drawer with legal/letter filing. Lock controls file drawer and box drawer above. Pencil tray. Recessed, full height modesty panel.

30 x 48 x 30 1/2	28.5 / 166	75-RD304830BN	\$824
30 x 60 x 30 1/2	34.7 / 215	75-RD306030BN	\$986
30 x 66 x 30 1/2	37.7 / 225	75-RD306630BN	\$1,073
30 x 72 x 30 1/2	40.8 / 232	75-RD307230BN	\$1,181
36 x 72 x 30 1/2	50.9 / 241	75-RD367230BN	\$1,233
36 x 84 x 30 1/2	57.1 / 279	75-RD368430BN	\$1,280

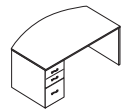
Right single pedestal desks - low profile



1 full-length pedestal with lock on right. 2 box drawers and 1 file drawer with legal/letter filing. Lock controls file drawer and box drawer above. Pencil tray. Recessed, full height modesty panel.

30 x 48 x 30 1/2	28.5 / 166	75-RD304830NB	\$824
30 x 60 x 30 1/2	34.7 / 215	75-RD306030NB	\$986
30 x 66 x 30 1/2	37.7 / 225	75-RD306630NB	\$1,073
30 x 72 x 30 1/2	40.8 / 232	75-RD307230NB	\$1,181
36 x 72 x 30 1/2	50.9 / 241	75-RD367230NB	\$1,233
36 x 84 x 30 1/2	57.1 / 279	75-RD368430NB	\$1,280

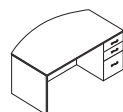
Left single pedestal bow front desks - low profile



1 full-length pedestal with lock on left. 2 box drawers and 1 file drawer with legal/letter filing. Lock controls file drawer and box drawer above. Pencil tray. Recessed, full height modesty panel.

42 x 72 x 30 1/2	54.5 / 258.4	75-BD427230BN	\$1,338
42 x 84 x 30 1/2	63.5 / 302.2	75-BD428430BN	\$1,406

Right single pedestal bow front desks - low profile



1 full-length pedestal with lock on right. 2 box drawers and 1 file drawer with legal/letter filing. Lock controls file drawer and box drawer above. Pencil tray. Recessed, full height modesty panel.

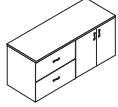
42 x 72 x 30 1/2	54.5 / 258.4	75-BD427230NB	\$1,338
42 x 84 x 30 1/2	63.5 / 302.2	75-BD428430NB	\$1,406

To order, specify:

1. Model number
2. Colors for base, work surface and optional accent
3. Door/Drawer Pull Style and Finish (CB, CS, CC, WN, WB, SB, SM, SP, MC, MB)
4. Edge detail
5. Optional - Select visual display options
6. Optional - Select essential accessory options

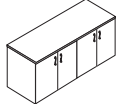
Credenzas

Lateral file / closed storage credenza



D x W x H (in.)	ft ³ / lbs	Model	List Price
2 lateral file drawers with letter/legal filing. Closed storage unit with doors and adjustable shelf. Locks.			
20 x 72 x 30 1/2	28 / 252	75-CZ207230LS	\$1,446
24 x 72 x 30 1/2	33.5 / 302	75-CZ247230LS	\$1,498

Closed storage credenza



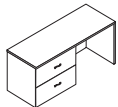
D x W x H (in.)	ft ³ / lbs	Model	List Price
Closed storage unit with doors and adjustable shelf. Locks.			
20 x 72 x 30 1/2	28 / 239	75-CZ207230SS	\$1,176
24 x 72 x 30 1/2	33.5 / 287	75-CZ247230SS	\$1,246

Lateral file credenzas



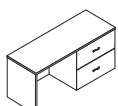
D x W x H (in.)	ft ³ / lbs	Model	List Price
4 lateral file drawers with legal/letter filing. Locks.			
20 x 72 x 30 1/2	28 / 294	75-CZ207230LL	\$1,511
24 x 72 x 30 1/2	33.5 / 353	75-CZ247230LL	\$1,579

Left lateral file credenzas



D x W x H (in.)	ft ³ / lbs	Model	List Price
2 lateral file drawers on left with legal/letter filing. Grommet on the modesty panel. Lock.			
20 x 60 x 30 1/2	23 / 171.7	75-CZ206030LN	\$1,107
20 x 66 x 30 1/2	25 / 188.8	75-CZ206630LN	\$1,130
20 x 72 x 30 1/2	28 / 206	75-CZ207230LN	\$1,152
24 x 60 x 30 1/2	27.5 / 206	75-CZ246030LN	\$1,193
24 x 66 x 30 1/2	30 / 226.4	75-CZ246630LN	\$1,222
24 x 72 x 30 1/2	33.5 / 247	75-CZ247230LN	\$1,251

Right lateral file credenzas



D x W x H (in.)	ft ³ / lbs	Model	List Price
2 lateral file drawers on right with legal/letter filing. Grommet on the modesty panel. Lock.			
20 x 60 x 30 1/2	23 / 171.7	75-CZ206030NL	\$1,107
20 x 66 x 30 1/2	25 / 188.8	75-CZ206630NL	\$1,130
20 x 72 x 30 1/2	28 / 206	75-CZ207230NL	\$1,152
24 x 60 x 30 1/2	27.5 / 206	75-CZ246030NL	\$1,193
24 x 66 x 30 1/2	30 / 226.4	75-CZ246630NL	\$1,222
24 x 72 x 30 1/2	33.5 / 247	75-CZ247230NL	\$1,251

Lateral file units



30 1/2" H unit



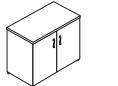
43" H unit



58" H unit

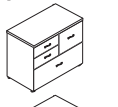
D x W x H (in.)	ft ³ / lbs	Model	List Price
Legal/letter filing. Lock.			
20 x 30 x 30 1/2	12.1 / 125.4	75-LF203030L2	\$928
20 x 36 x 30 1/2	14.5 / 150.5	75-LF203630L2	\$952
24 x 30 x 30 1/2	14.42 / 150.4	75-LF243030L2	\$945
24 x 36 x 30 1/2	17.3 / 180.5	75-LF243630L2	\$981
Adjustable shelf. Lock.			
20 x 30 x 43	17.92 / 162.1	75-LF203043L3	\$1,206
20 x 36 x 43	21.5 / 194.6	75-LF203643L3	\$1,247
24 x 30 x 43	21.5 / 194.6	75-LF243043L3	\$1,238
24 x 36 x 43	25.8 / 233.5	75-LF243643L3	\$1,285
20 x 30 x 58	24.17 / 202.5	75-LF203058L4	\$1,531
20 x 36 x 58	29.0 / 243.3	75-LF203658L4	\$1,584
24 x 30 x 58	29.0 / 243.3	75-LF243058L4	\$1,572
24 x 36 x 58	34.8 / 291.9	75-LF243658L4	\$1,632

Closed storage units



D x W x H (in.)	ft ³ / lbs	Model	List Price
Adjustable shelf. Lock.			
20 x 30 x 30 1/2	12.1 / 102.9	75-CS203030	\$629
20 x 36 x 30 1/2	14.5 / 123.5	75-CS203630	\$663
24 x 30 x 30 1/2	14.42 / 123.3	75-CS243030	\$669
24 x 36 x 30 1/2	17.3 / 148	75-CS243630	\$727

Combination pedestals



D x W x H (in.)	ft ³ / lbs	Model	List Price
2 box drawers, 2 file drawers with legal/letter filing. Lock.			
20 x 36 x 30 1/2	14.1 / 179.6	75-CP203630FR	\$875
24 x 36 x 30 1/2	16.6 / 204.8	75-CP243630FR	\$948



D x W x H (in.)	ft ³ / lbs	Model	List Price
2 box drawers, 2 file drawers with legal/letter filing. Lock.			
20 x 36 x 30 1/2	14.1 / 179.6	75-CP203630FL	\$875
24 x 36 x 30 1/2	16.6 / 204.8	75-CP243630FL	\$948

Visual Display Options available:

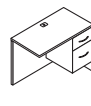
- The Trolley H-Class
- Downview - Flat Panel Display

Left executive returns



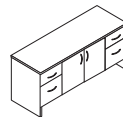
D x W x H (in.)	ft ³ / lbs	Model	List Price
1 pedestal on left with lock, 1 box drawer and 1 file drawer. Pencil tray. Grommet.			
20 x 42 x 30 1/2	17.3 / 118.5	75-RL204230GN	\$658
20 x 48 x 30 1/2	19 / 135	75-RL204830GN	\$721
24 x 42 x 30 1/2	19.4 / 127.1	75-RL244230GN	\$744
24 x 48 x 30 1/2	22.5 / 145	75-RL244830GN	\$790

Right executive returns



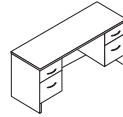
D x W x H (in.)	ft ³ / lbs	Model	List Price
1 pedestal on right with lock, 1 box drawer and 1 file drawer. Pencil tray. Grommet.			
20 x 42 x 30 1/2	17.3 / 118.5	75-RR204230NG	\$658
20 x 48 x 30 1/2	19 / 135	75-RR204830NG	\$721
24 x 42 x 30 1/2	19.4 / 127.1	75-RR244230NG	\$744
24 x 48 x 30 1/2	22.5 / 145	75-RR244830NG	\$790

Combination credenzas



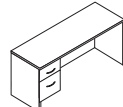
D x W x H (in.)	ft ³ / lbs	Model	List Price
2 pedestals with lock, 1 box drawer and 1 file drawer. Pencil tray. Closed storage with doors. Lock.			
20 x 60 x 30 1/2	23.5 / 198	75-CZ206030GS	\$1,338
20 x 66 x 30 1/2	25.5 / 218	75-CZ206630GS	\$1,383
20 x 72 x 30 1/2	28 / 238	75-CZ207230GS	\$1,424
24 x 60 x 30 1/2	28 / 238	75-CZ246030GS	\$1,366
24 x 66 x 30 1/2	30.5 / 262	75-CZ246630GS	\$1,406
24 x 72 x 30 1/2	33.5 / 286	75-CZ247230GS	\$1,470

Kneespace credenzas



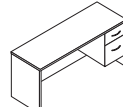
D x W x H (in.)	ft ³ / lbs	Model	List Price
2 pedestals with lock, 1 box drawer and 1 file drawer. Pencil tray. Grommet on modesty panel.			
20 x 60 x 30 1/2	23.5 / 173.5	75-CZ206030GG	\$1,089
20 x 66 x 30 1/2	25.5 / 191	75-CZ206630GG	\$1,107
20 x 72 x 30 1/2	28 / 208	75-CZ207230GG	\$1,118
24 x 60 x 30 1/2	28 / 208	75-CZ246030GG	\$1,107
24 x 66 x 30 1/2	30.5 / 229	75-CZ246630GG	\$1,130
24 x 72 x 30 1/2	33.5 / 250	75-CZ247230GG	\$1,149

Left single pedestal credenzas



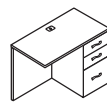
D x W x H (in.)	ft ³ / lbs	Model	List Price
1 pedestal on left with lock, 1 box drawer and 1 file drawer. Pencil tray. Grommet on modesty panel.			
20 x 60 x 30 1/2	23.5 / 161	75-CZ206030GN	\$860
20 x 66 x 30 1/2	25.5 / 177	75-CZ206630GN	\$889
20 x 72 x 30 1/2	28 / 193	75-CZ207230GN	\$945
24 x 60 x 30 1/2	28 / 194	75-CZ246030GN	\$945
24 x 66 x 30 1/2	30.5 / 213	75-CZ246630GN	\$957
24 x 72 x 30 1/2	33.5 / 232	75-CZ247230GN	\$981

Right single pedestal credenzas



D x W x H (in.)	ft ³ / lbs	Model	List Price
1 pedestal on right with lock, 1 box drawer and 1 file drawer. Pencil tray. Grommet on modesty panel.			
20 x 60 x 30 1/2	23.5 / 161	75-CZ206030NG	\$860
20 x 66 x 30 1/2	25.5 / 177	75-CZ206630NG	\$889
20 x 72 x 30 1/2	28 / 193	75-CZ207230NG	\$945
24 x 60 x 30 1/2	28 / 194	75-CZ246030NG	\$945
24 x 66 x 30 1/2	30.5 / 213	75-CZ246630NG	\$957
24 x 72 x 30 1/2	33.5 / 232	75-CZ247230NG	\$981

Right executive returns



D x W x H (in.)	ft ³ / lbs	Model	List Price
Full length pedestal with lock on right, 2 box drawers and 1 file drawer. Lock controls file drawer and box drawer above. Pencil tray. Grommet.			
20 x 42 x 30 1/2	17.3 / 133.5	75-RR204230NB	\$750
20 x 48 x 30 1/2	19 / 150	75-RR204830NB	\$813
24 x 42 x 30 1/2	19.4 / 142.1	75-RR244230NB	\$836
24 x 48 x 30 1/2	22.5 / 160	75-RR244830NB	\$876

Left executive returns



D x W x H (in.)	ft ³ / lbs	Model	List Price
Full length pedestal with lock on left, 2 box drawers and 1 file drawer. Lock controls file drawer and box drawer above. Pencil tray. Grommet.			
20 x 42 x 30 1/2	17.3 / 133.5	75-RL204230BN	\$750
20 x 48 x 30 1/2	19 / 150	75-RL204830BN	\$813
24 x 42 x 30 1/2	19.4 / 142.1	75-RL244230BN	\$836
24 x 48 x 30 1/2	22.5 / 160	75-RL244830BN	\$876

1-1/2" thick work surfaces
Three edge details
Thermofused laminate top and base

75 Series

 **ASSEMBLY REQUIRED**

To swap out pedestals in desks/returns, see page 55 for details.

How To Order

1. Select model number

Ex: 75-RD367229GG (double pedestal desk, 36x72x29 with box/file left and box/file right)

2. Select laminate base and work surface color, and optional accent color (see page 136)

Accent color applies to drawer/door fronts and edge banding on all tops.

Ex: 008 C24 174 For no accent color, put "XXX" in place of accent color code.
base work surface

3. Select door/drawer pull style and finish

Ex: CB (Cup pull with Black Matte finish)

4. Select edge detail - Reeded and transitional edge detail limited to all woodgrain colors

Ex: F (Reeded)

5. Optional-Select visual display options (see page 67)

Ex: TH0721NK (The Trolley H-Class with Nova keyboard drawer)

6. Optional-Select essential accessory options (see page 34)

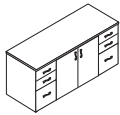
Ex: 11205DP (Standard data port)

7. Optional-Upgrade to high pressure laminate work surface

Ex: Z -Add 15% to List Price for this option.

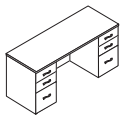
Credenzas

Combination credenzas - low profile



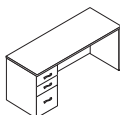
D x W x H (in.)	ft ³ / lbs	Model	List Price
2 full length pedestals with lock, 2 box drawers and 1 file drawer. Lock controls file drawer and box drawer above. Closed storage with doors, lock. Pencil tray.			
20 x 60 x 30 1/2	23.5 / 238	75-CZ206030BS	\$1,533
20 x 66 x 30 1/2	25.5 / 258	75-CZ206630BS	\$1,567
20 x 72 x 30 1/2	28 / 278	75-CZ207230BS	\$1,614
24 x 60 x 30 1/2	28 / 278	75-CZ246030BS	\$1,550
24 x 66 x 30 1/2	30.5 / 302	75-CZ246630BS	\$1,590
24 x 72 x 30 1/2	33.5 / 326	75-CZ247230BS	\$1,660

Kneespace credenzas - low profile



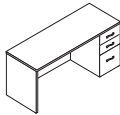
D x W x H (in.)	ft ³ / lbs	Model	List Price
2 full length pedestals with lock, 2 box drawers and 1 file drawer. Lock controls file drawer and box drawer above. Pencil tray. Grommet on back.			
20 x 60 x 30 1/2	23.5 / 203.5	75-CZ206030BB	\$1,274
20 x 66 x 30 1/2	25.5 / 221	75-CZ206630BB	\$1,291
20 x 72 x 30 1/2	28 / 238	75-CZ207230BB	\$1,303
24 x 60 x 30 1/2	28 / 238	75-CZ246030BB	\$1,291
24 x 66 x 30 1/2	30.5 / 259	75-CZ246630BB	\$1,314
24 x 72 x 30 1/2	33.5 / 280	75-CZ247230BB	\$1,343

Left single pedestal credenzas - low profile



D x W x H (in.)	ft ³ / lbs	Model	List Price
1 full-length pedestal with lock on left, 2 box drawers and 1 file drawer. Lock controls file drawer above. Pencil tray. Grommet on back.			
20 x 60 x 30 1/2	23.5 / 176	75-CZ206030BN	\$952
20 x 66 x 30 1/2	25.5 / 192	75-CZ206630BN	\$981
20 x 72 x 30 1/2	28 / 208	75-CZ207230BN	\$1,038
24 x 60 x 30 1/2	28 / 209	75-CZ246030BN	\$1,038
24 x 66 x 30 1/2	30.5 / 228	75-CZ246630BN	\$1,049
24 x 72 x 30 1/2	33.5 / 247	75-CZ247230BN	\$1,078

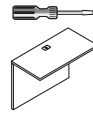
Right single pedestal credenzas - low profile



D x W x H (in.)	ft ³ / lbs	Model	List Price
1 full-length pedestal with lock on right, 2 box drawers and 1 file drawer. Lock controls file drawer above. Pencil tray. Grommet on back.			
20 x 60 x 30 1/2	23.5 / 176	75-CZ206030NB	\$952
20 x 66 x 30 1/2	25.5 / 192	75-CZ206630NB	\$981
20 x 72 x 30 1/2	28 / 208	75-CZ207230NB	\$1,038
24 x 60 x 30 1/2	28 / 209	75-CZ246030NB	\$1,038
24 x 66 x 30 1/2	30.5 / 228	75-CZ246630NB	\$1,049
24 x 72 x 30 1/2	33.5 / 247	75-CZ247230NB	\$1,078

Bridges

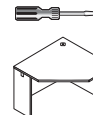
Bridge-returns



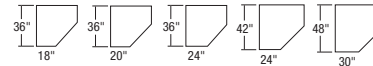
D x W x H (in.)	ft ³ / lbs	Model	List Price
Full height modesty panel. 1 grommet.			
20 x 36 x 30 1/2	1.4 / 48.9	75-BG203630	\$278
20 x 42 x 30 1/2	1.6 / 57	75-BG204230	\$330
20 x 48 x 30 1/2	1.8 / 64.5	75-BG204830	\$381
24 x 36 x 30 1/2	1.6 / 53.5	75-BG243630	\$330
24 x 42 x 30 1/2	1.9 / 62.4	75-BG244230	\$364
24 x 48 x 30 1/2	2.2 / 73.4	75-BG244830	\$404

Corner Work Surfaces

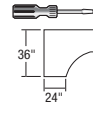
Corner work surfaces



D x W x H (in.)	ft ³ / lbs	Model	List Price
Full height modesty panel. 1 grommet.			
36 x 36 x 30 1/2	2.5 / 99.5	75-CD363618	\$577
36 x 36 x 30 1/2	2.5 / 99.5	75-CD363620	\$577
36 x 36 x 30 1/2	3 / 117.4	75-CD363624	\$577
42 x 42 x 30 1/2	3.2 / 125.7	75-CD424224	\$663
48 x 48 x 30 1/2	3.65 / 141.4	75-CD484830	\$744

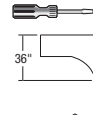


Right extended corner work surfaces 24" deep



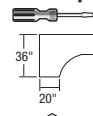
D x W x H (in.)	ft ³ / lbs	Model	List Price
Complete the model number with 1, 2, 3 or 4. One grommet.			
36 x 66 x 30 1/2	4.7 / 170	75-EC366624N	\$896
36 x 72 x 30 1/2	5.1 / 185	75-EC367224N	\$948

Left extended corner work surfaces 24" deep



D x W x H (in.)	ft ³ / lbs	Model	List Price
Complete the model number with 1, 2, 3 or 4. One grommet.			
36 x 66 x 30 1/2	4.7 / 170	75-EC663624N	\$896
36 x 72 x 30 1/2	5.1 / 185	75-EC723624N	\$948

Right extended corner work surfaces 20" deep



D x W x H (in.)	ft ³ / lbs	Model	List Price
Complete the model number with 1, 2, 3 or 4. One grommet.			
36 x 66 x 30 1/2	4.7 / 163	75-EC366620N	\$896
36 x 72 x 30 1/2	5.1 / 177	75-EC367220N	\$948

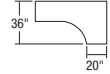
To order, specify:

1. Model number
2. Colors for base, work surface and optional accent
3. Door/Drawer Pull Style and Finish (CB, CS, CC, WN, WB, SB, SM, SP, MC, MB)
4. Edge detail
5. Optional - Select visual display options
6. Optional - Select essential accessory options

Visual Display Options available:

- The Trolley H-Class
- Downview - Flat Panel Display

Left extended corner work surfaces 20" deep



(1)=Two full ends



(2)=One full One recessed



(3)=One recessed One full

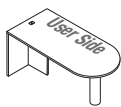


(4)=Two recessed ends

D x W x H (in.)	ft ³ / lbs	Model	List Price
Complete the model number with 1, 2, 3 or 4. One grommet.			
36 x 66 x 30 ¹ / ₂	4.7 / 163	75-EC663620N	\$896
36 x 72 x 30 ¹ / ₂	5.1 / 177	75-EC723620N	\$948

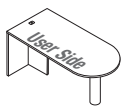
D-shaped Work Surfaces

Left D-shaped work surfaces no modesty



Black steel leg. 1 grommet.			
24 x 48 x 30 ¹ / ₂	2.1 / 80.9	75-DN244830L	\$588
24 x 60 x 30 ¹ / ₂	2.4 / 88.1	75-DN246030L	\$617
24 x 66 x 30 ¹ / ₂	2.6 / 94.2	75-DN246630L	\$652
30 x 60 x 30 ¹ / ₂	3 / 99.8	75-DN306030L	\$675
30 x 66 x 30 ¹ / ₂	3.4 / 111.6	75-DN306630L	\$709
30 x 72 x 30 ¹ / ₂	3.8 / 121.7	75-DN307230L	\$727
36 x 72 x 30 ¹ / ₂	4.2 / 131.4	75-DN367230L	\$761

Right D-shaped work surfaces no modesty



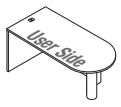
Black steel leg. 1 grommet.			
24 x 48 x 30 ¹ / ₂	2.1 / 80.9	75-DN244830R	\$588
24 x 60 x 30 ¹ / ₂	2.4 / 88.1	75-DN246030R	\$617
24 x 66 x 30 ¹ / ₂	2.6 / 94.2	75-DN246630R	\$652
30 x 60 x 30 ¹ / ₂	3 / 99.8	75-DN306030R	\$675
30 x 66 x 30 ¹ / ₂	3.4 / 111.6	75-DN306630R	\$709
30 x 72 x 30 ¹ / ₂	3.8 / 121.7	75-DN307230R	\$727
36 x 72 x 30 ¹ / ₂	4.2 / 131.4	75-DN367230R	\$761

Left D-shaped work surfaces full modesty



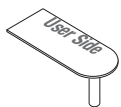
Black steel leg. 1 grommet.			
30 x 60 x 30 ¹ / ₂	3 / 102.8	75-DF306030L	\$750
30 x 66 x 30 ¹ / ₂	3.4 / 114.6	75-DF306630L	\$790
30 x 72 x 30 ¹ / ₂	3.8 / 125	75-DF307230L	\$813
36 x 72 x 30 ¹ / ₂	4.2 / 134.4	75-DF367230L	\$848

Right D-shaped work surfaces full modesty



Black steel leg. 1 grommet.			
30 x 60 x 30 ¹ / ₂	3 / 102.8	75-DF306030R	\$750
30 x 66 x 30 ¹ / ₂	3.4 / 114.6	75-DF306630R	\$790
30 x 72 x 30 ¹ / ₂	3.8 / 125	75-DF307230R	\$813
36 x 72 x 30 ¹ / ₂	4.2 / 134.4	75-DF367230R	\$848

Left D-shaped work surfaces no modesty no end panel

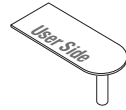


Black steel leg			
24 x 48 x 30 ¹ / ₂	.9 / 50	75-DR244830L	\$525
24 x 60 x 30 ¹ / ₂	1.5 / 62.2	75-DR246030L	\$554
24 x 66 x 30 ¹ / ₂	1.7 / 68.4	75-DR246630L	\$566
30 x 60 x 30 ¹ / ₂	1.7 / 65.8	75-DR306030L	\$617
30 x 66 x 30 ¹ / ₂	2 / 73.6	75-DR306630L	\$652
30 x 72 x 30 ¹ / ₂	2.3 / 80.3	75-DR307230L	\$687
36 x 72 x 30 ¹ / ₂	2.5 / 98.4	75-DR367230L	\$732

P-shaped Work Surfaces

D x W x H (in.)	ft ³ / lbs	Model	List Price
Black steel leg			
24 x 48 x 30 ¹ / ₂	.9 / 50	75-DR244830R	\$525
24 x 60 x 30 ¹ / ₂	1.5 / 62.2	75-DR246030R	\$554
24 x 66 x 30 ¹ / ₂	1.7 / 68.4	75-DR246630R	\$566
30 x 60 x 30 ¹ / ₂	1.7 / 65.8	75-DR306030R	\$617
30 x 66 x 30 ¹ / ₂	2 / 73.6	75-DR306630R	\$652
30 x 72 x 30 ¹ / ₂	2.3 / 80.3	75-DR307230R	\$687
36 x 72 x 30 ¹ / ₂	2.5 / 98.4	75-DR367230R	\$732

Right D-shaped work surfaces no modesty no end panel

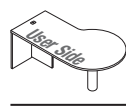


Left P-shaped work surfaces no modesty



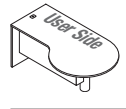
Black steel leg. 1 grommet.			
42 x 60 x 30 ¹ / ₂	4.2 / 99.5	75-PN426030L	\$819
42 x 66 x 30 ¹ / ₂	4.6 / 122.6	75-PN426630L	\$831
42 x 72 x 30 ¹ / ₂	5.5 / 137.5	75-PN427230L	\$860

Right P-shaped work surfaces no modesty



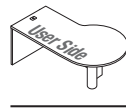
Black steel leg. 1 grommet.			
42 x 60 x 30 ¹ / ₂	4.2 / 99.5	75-PN426030R	\$819
42 x 66 x 30 ¹ / ₂	4.6 / 122.6	75-PN426630R	\$831
42 x 72 x 30 ¹ / ₂	5.5 / 137.5	75-PN427230R	\$860

Left P-shaped work surfaces full modesty



Black steel leg. Modesty panel. 1 grommet.			
42 x 60 x 30 ¹ / ₂	4.2 / 102.8	75-PF426030L	\$876
42 x 66 x 30 ¹ / ₂	4.6 / 125	75-PF426630L	\$911
42 x 72 x 30 ¹ / ₂	5.1 / 140.5	75-PF427230L	\$945

Right P-shaped work surfaces full modesty



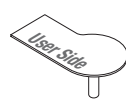
Black steel leg. Modesty panel. 1 grommet.			
42 x 60 x 30 ¹ / ₂	4.2 / 102.8	75-PF426030R	\$876
42 x 66 x 30 ¹ / ₂	4.6 / 125	75-PF426630R	\$911
42 x 72 x 30 ¹ / ₂	5.1 / 140.5	75-PF427230R	\$945

Left P-shaped work surfaces no modesty no end panel



Black steel leg.			
42 x 60 x 30 ¹ / ₂	2.3 / 65.8	75-PR426030L	\$721
42 x 66 x 30 ¹ / ₂	2.7 / 78.6	75-PR426630L	\$744
42 x 72 x 30 ¹ / ₂	3.2 / 91.5	75-PR427230L	\$779

Right P-shaped work surfaces no modesty no end panel



Black steel leg.			
42 x 60 x 30 ¹ / ₂	2.3 / 65.8	75-PR426030R	\$721
42 x 66 x 30 ¹ / ₂	2.7 / 78.6	75-PR426630R	\$744
42 x 72 x 30 ¹ / ₂	3.2 / 91.5	75-PR427230R	\$779

How To Order

1. Select model number

Ex: 75-RD367229GG (double pedestal desk, 36x72x29 with box/file left and box/file right)

2. Select laminate base and work surface color, and optional accent color (see page 136)

Accent color applies to drawer/door fronts and edge banding on all tops.

Ex: 008 C24 174 For no accent color, put "XXX" in place of accent color code.
base work surface

3. Select door/drawer pull style and finish

Ex: CB (Cup pull with Black Matte finish)

4. Select edge detail - Reeded and transitional edge detail limited to all woodgrain colors

Ex: F (Reeded)

5. Optional-Select visual display options (see page 67)

Ex: TH0721NK (The Trolley H-Class with Nova keyboard drawer)

6. Optional-Select essential accessory options (see page 34)

Ex: 11205DP (Standard data port)

7. Optional-Upgrade to high pressure laminate work surface

Ex: Z -Add 15% to List Price for this option.

Freestanding Work Surfaces

D x W x H (in.)	ft ³ / lbs	Model	List Price
-----------------	-----------------------	-------	------------

Freestanding rectangular surface 30" deep



Complete the model number with 1, 2, 3 or 4.
Full height modesty panel. 1 grommet.

30 x 24 x 30 1/2	1.04 / 42.1	75-FS302430N	\$438
30 x 30 x 30 1/2	1.3 / 52.6	75-FS303030N	\$467
30 x 36 x 30 1/2	1.6 / 62.9	75-FS303630N	\$491
30 x 42 x 30 1/2	1.9 / 72.1	75-FS304230N	\$514
30 x 48 x 30 1/2	2 / 83.3	75-FS304830N	\$537
30 x 54 x 30 1/2	2.34 / 93.4	75-FS305430N	\$566
30 x 60 x 30 1/2	2.6 / 103.8	75-FS306030N	\$583
30 x 66 x 30 1/2	2.8 / 114	75-FS306630N	\$611
30 x 72 x 30 1/2	3.1 / 124.4	75-FS307230N	\$632



(1) = Two full ends



(2) = One full One recessed



(3) = One recessed One full



(4) = Two recessed ends

Freestanding rectangular surface 24" deep



Complete the model number with 1, 2, 3 or 4.
Full height modesty panel. 1 grommet.

24 x 24 x 30 1/2	.96 / 36.2	75-FS242430N	\$425
24 x 30 x 30 1/2	1.2 / 45.2	75-FS243030N	\$440
24 x 36 x 30 1/2	1.4 / 54	75-FS243630N	\$466
24 x 42 x 30 1/2	1.7 / 63.9	75-FS244230N	\$482
24 x 48 x 30 1/2	1.8 / 71.6	75-FS244830N	\$508
24 x 54 x 30 1/2	2.07 / 80.3	75-FS245430N	\$544
24 x 60 x 30 1/2	2.3 / 89.2	75-FS246030N	\$565
24 x 66 x 30 1/2	2.5 / 98	75-FS246630N	\$596
24 x 72 x 30 1/2	2.7 / 106.8	75-FS247230N	\$621



(1) = Two full ends



(2) = One full One recessed



(3) = One recessed One full



(4) = Two recessed ends

Freestanding asymmetrical surfaces - 30" on left, 24" on right



(2) = One full One recessed



(4) = Two recessed ends

D x W x H (in.)	ft ³ / lbs	Model	List Price
-----------------	-----------------------	-------	------------

To complete a standard corner unit. Full height modesty panel. 1 grommet. Complete the model number with 2 or 4.

30 x 24 x 30 1/2	.8 / 30.6	75-FC3024CRN	\$445
30 x 30 x 30 1/2	1 / 38.2	75-FC3030CRN	\$473
30 x 36 x 30 1/2	1.2 / 45.6	75-FC3036CRN	\$502
30 x 42 x 30 1/2	1.4 / 52	75-FC3042CRN	\$525
30 x 48 x 30 1/2	1.5 / 60.3	75-FC3048CRN	\$554
30 x 54 x 30 1/2	1.71 / 67.5	75-FC3054CRN	\$577
30 x 60 x 30 1/2	1.9 / 75	75-FC3060CRN	\$595
30 x 66 x 30 1/2	2.1 / 82.4	75-FC3066CRN	\$624
30 x 72 x 30 1/2	2.3 / 89.9	75-FC3072CRN	\$635

Freestanding asymmetrical surfaces - 24" on left, 30" on right



(2) = One full One recessed



(4) = Two recessed ends

To complete a standard corner unit. Full height modesty panel. 1 grommet. Complete the model number with 2 or 4.

30 x 24 x 30 1/2	.8 / 30.6	75-FC3024CLN	\$445
30 x 30 x 30 1/2	1 / 38.2	75-FC3030CLN	\$473
30 x 36 x 30 1/2	1.2 / 45.6	75-FC3036CLN	\$502
30 x 42 x 30 1/2	1.4 / 52	75-FC3042CLN	\$525
30 x 48 x 30 1/2	1.5 / 60.3	75-FC3048CLN	\$554
30 x 54 x 30 1/2	1.71 / 67.5	75-FC3054CLN	\$577
30 x 60 x 30 1/2	1.9 / 75	75-FC3060CLN	\$595
30 x 66 x 30 1/2	2.1 / 82.4	75-FC3066CLN	\$624
30 x 72 x 30 1/2	2.3 / 89.9	75-FC3072CLN	\$635

Freestanding asymmetrical surfaces - 24" on left, 18" on right



(2) = One full One recessed



(4) = Two recessed ends

To complete a standard corner unit. Full height modesty panel. 1 grommet. Complete the model number with 2 or 4.

24 x 24 x 30 1/2	.7 / 27	75-FC2424CRN	\$427
24 x 30 x 30 1/2	.9 / 33.7	75-FC2430CRN	\$451
24 x 36 x 30 1/2	1.1 / 40.2	75-FC2436CRN	\$479
24 x 42 x 30 1/2	1.3 / 47.8	75-FC2442CRN	\$502
24 x 48 x 30 1/2	1.4 / 53.2	75-FC2448CRN	\$525
24 x 54 x 30 1/2	1.62 / 59.6	75-FC2454CRN	\$543
24 x 60 x 30 1/2	1.8 / 66.2	75-FC2460CRN	\$559
24 x 66 x 30 1/2	1.9 / 72.7	75-FC2466CRN	\$583
24 x 72 x 30 1/2	2.1 / 79.2	75-FC2472CRN	\$617

Freestanding asymmetrical surfaces - 18" on left, 24" on right



(2) = One full One recessed



(4) = Two recessed ends

To complete a standard corner unit. Full height modesty panel. 1 grommet. Complete the model number with 2 or 4.

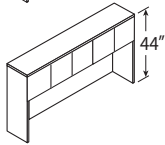
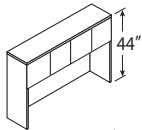
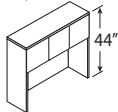
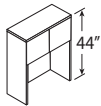
24 x 24 x 30 1/2	.7 / 27	75-FC2424CLN	\$427
24 x 30 x 30 1/2	.9 / 33.7	75-FC2430CLN	\$451
24 x 36 x 30 1/2	1.1 / 40.2	75-FC2436CLN	\$479
24 x 42 x 30 1/2	1.3 / 47.8	75-FC2442CLN	\$502
24 x 48 x 30 1/2	1.4 / 53.2	75-FC2448CLN	\$525
24 x 54 x 30 1/2	1.62 / 59.6	75-FC2454CLN	\$543
24 x 60 x 30 1/2	1.8 / 66.2	75-FC2460CLN	\$559
24 x 66 x 30 1/2	1.9 / 72.7	75-FC2466CLN	\$583
24 x 72 x 30 1/2	2.1 / 79.2	75-FC2472CLN	\$617

To order, specify:

1. Model number
2. Colors for base, work surface and optional accent
3. Door/Drawer Pull Style and Finish (CB, CS, CC, WN, WB, SB, SM, SP, MC, MB)
4. Edge detail
5. Optional - Select visual display options
6. Optional - Select essential accessory options

Hutches

**Hutch with doors
44" high**



D x W x H (in.) **ft³ / lbs** **Model** **List Price**

Clearance: 21". Adjustable shelf. Grommet. Full-width wire access. Tack boards, see page 66.

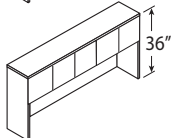
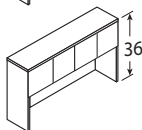
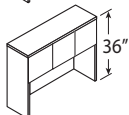
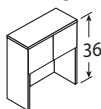
16 x 24 x 44½	10.96 / 75	75-CH162444	\$583
16 x 30 x 44½	13.7 / 93.7	75-CH163044	\$635
16 x 36 x 44½	16.44 / 112.4	75-CH163644	\$795
16 x 42 x 44½	19.18 / 131.2	75-CH164244	\$732

16 x 48 x 44½	21.92 / 149.9	75-CH164844	\$808
16 x 54 x 44½	24.66 / 168.7	75-CH165444	\$882

16 x 60 x 44½	27.4 / 187.4	75-CH166044	\$957
16 x 66 x 44½	30.14 / 206.1	75-CH166644	\$1,032
16 x 72 x 44½	32.88 / 224.9	75-CH167244	\$1,118
16 x 78 x 44½	36.5 / 255.1	75-CH167844	\$1,170

16 x 84 x 44½	39.2 / 275.5	75-CH168444	\$1,217
---------------	--------------	--------------------	----------------

**Hutch with doors
36" high**



Clearance: 17-5/8". Grommet. Full-width wire access. Tack boards, see page 66.

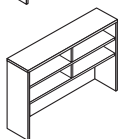
16 x 24 x 36½	9.28 / 69.4	75-CH162436	\$485
16 x 30 x 36½	11.6 / 86.8	75-CH163036	\$537
16 x 36 x 36½	13.7 / 98.5	75-CH163636	\$583
16 x 42 x 36½	15.8 / 110.2	75-CH164236	\$635

16 x 48 x 36½	18.1 / 111.8	75-CH164836	\$709
16 x 54 x 36½	20.16 / 118.9	75-CH165436	\$784

16 x 60 x 36½	22.4 / 132.1	75-CH166036	\$860
16 x 66 x 36½	24.7 / 169.4	75-CH166636	\$934
16 x 72 x 36½	26.9 / 184	75-CH167236	\$1,021
16 x 78 x 36½	29.6 / 207.9	75-CH167836	\$1,044

16 x 84 x 36½	31.8 / 224.1	75-CH168436	\$1,078
---------------	--------------	--------------------	----------------

**Open hutch
44" high**



Clearance: 21". Adjustable shelf. Grommet. Full-width wire access. Tack boards, see page 66.

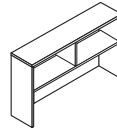
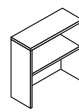
16 x 24 x 44½	10.96 / 65	75-OH162444	\$438
16 x 30 x 44½	13.7 / 81.2	75-OH163044	\$485
16 x 36 x 44½	16.44 / 97.5	75-OH163644	\$525
16 x 42 x 44½	19.18 / 113.7	75-OH164244	\$571

16 x 48 x 44½	21.92 / 130	75-OH164844	\$617
16 x 54 x 44½	24.66 / 146.2	75-OH165444	\$652
16 x 60 x 44½	27.4 / 162.5	75-OH166044	\$692
16 x 66 x 44½	30.14 / 178.7	75-OH166644	\$761
16 x 72 x 44½	32.88 / 194.9	75-OH167244	\$848
16 x 78 x 44½	36.5 / 229.8	75-OH167844	\$876
16 x 84 x 44½	39.2 / 247.7	75-OH168444	\$905

Visual Display Options available:

- The Trolley H-Class
- Downview - Flat Panel Display

**Open hutch
36" high**



D x W x H (in.) **ft³ / lbs** **Model** **List Price**

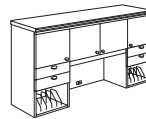
Clearance: 18". Grommet. Full-width wire access. Tack boards, see page 66.

16 x 24 x 36½	9.12 / 55.9	75-OH162436	\$359
16 x 30 x 36½	11.4 / 69.9	75-OH163036	\$404
16 x 36 x 36½	13.5 / 78.5	75-OH163636	\$461
16 x 42 x 36½	15.6 / 87.2	75-OH164236	\$491

Clearance: 17-5/8". Grommet. Full-width wire access. Tack boards, see page 66.

16 x 48 x 36½	17.8 / 103	75-OH164836	\$543
16 x 54 x 36½	19.9 / 108.7	75-OH165436	\$595
16 x 60 x 36½	22.1 / 120.8	75-OH166036	\$646
16 x 66 x 36½	24.3 / 129.5	75-OH166636	\$692
16 x 72 x 36½	26.5 / 141.1	75-OH167236	\$773
16 x 78 x 36½	29.6 / 165.5	75-OH167836	\$790
16 x 84 x 36½	31.8 / 177.6	75-OH168436	\$813

Drawer overhead



Tack boards, see page 66. Grommets located in top and bottom center of back panel. This hutch requires selection of drawer/door pulls to complete.

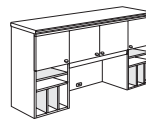
Clearance opening 20" H x 28-3/8" W

16 x 66 x 44½	34.62 / 230	75-DH166644	\$1,372
---------------	-------------	--------------------	----------------

Clearance opening 20" H x 34-3/8" W

16 x 72 x 44½	37.68 / 260	75-DH167244	\$1,501
---------------	-------------	--------------------	----------------

Paper management overhead



Tack boards, see page 66. Shaded shelves are removable. Grommets located in top and bottom center of back panel. This hutch requires selection of drawer/door pulls to complete.

Clearance opening 20" H x 28-3/8" W

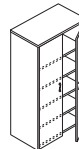
16 x 66 x 44½	34.62 / 230	75-PH166644	\$1,245
---------------	-------------	--------------------	----------------

Clearance opening 20" H x 34-7/8" W

16 x 72 x 44½	37.68 / 250	75-PH167244	\$1,377
---------------	-------------	--------------------	----------------

Storage

Storage or wardrobe units

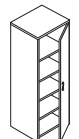


3 adjustable and 1 full-width fixed shelves. Clothes hanger bar. 75" high storage unit matches the height of a credenza with a 44" H hutch. 67" H storage unit matches the height of a credenza with a 36" H hutch.

20 x 36 x 67	30.3 / 245.5	75-SC203667	\$1,279
24 x 36 x 67	37.4 / 294.5	75-SC243667	\$1,320

20 x 36 x 75	34.03 / 275.7	75-SC203675	\$1,346
24 x 36 x 75	42 / 330.7	75-SC243675	\$1,387

Storage or wardrobe units



Swing right

3 adjustable and 1 full-width fixed shelves. Clothes hanger bar.

Single door - Swing right

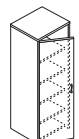
20 x 24 x 67	20.8 / 164	75-SC202467SR	\$802
24 x 24 x 67	25.3 / 197	75-SC242467SR	\$911

20 x 24 x 75	23.36 / 184.2	75-SC202475SR	\$865
24 x 24 x 75	28.1 / 221.1	75-SC242475SR	\$968

Single door - Swing left

20 x 24 x 67	20.8 / 164	75-SC202467SL	\$802
24 x 24 x 67	25.3 / 197	75-SC242467SL	\$911

20 x 24 x 75	23.36 / 184.2	75-SC202475SL	\$865
24 x 24 x 75	28.1 / 221.1	75-SC242475SL	\$968



Swing left

How To Order

1. Select model number

Ex: 75-RD367229GG (double pedestal desk, 36x72x29 with box/file left and box/file right)

2. Select laminate base and work surface color, and optional accent color (see page 136)

Accent color applies to drawer/door fronts and edge banding on all tops.

Ex: 008 C24 174 For no accent color, put "XXX" in place of accent
base work accent
surface color code.

3. Select door/drawer pull style and finish

Ex: CB (Cup pull with Black Matte finish)

4. Select edge detail - Reeded and transitional edge detail limited to all woodgrain colors

Ex: F (Reeded)

5. Optional-Select visual display options (see page 67)

Ex: TH0721NK (The Trolley H-Class with Nova keyboard drawer)

6. Optional-Select essential accessory options (see page 34)

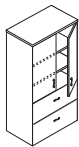
Ex: 11205DP (Standard data port)

7. Optional-Upgrade to high pressure laminate work surface

Ex: Z -Add 15% to List Price for this option.

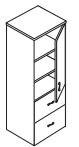
Storage

Storage unit with lateral file



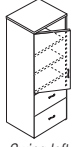
D x W x H (in.)	ft ³ / lbs	Model	List Price
20 x 36 x 67	30.3 / 267.5	35-SL203667	\$1,493
24 x 36 x 67	37.4 / 321	35-SL243667	\$1,596
20 x 36 x 75	34.03 / 300.4	35-SL203675	\$1,567
24 x 36 x 75	42 / 360.5	35-SL243675	\$1,677

Storage unit with lateral file



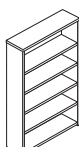
Swing right

2 adjustable shelves. 2 lateral file drawers with legal/letter filing. Lock on drawer.			
D x W x H (in.)	ft ³ / lbs	Model	List Price
Single door - Swing right			
20 x 24 x 67	21.3 / 178	75-SL202467SR	\$1,217
24 x 24 x 67	25.5 / 214	75-SL242467SR	\$1,297
Single door - Swing left			
20 x 24 x 75	23.92 / 199.9	75-SL202475SR	\$1,274
24 x 24 x 75	28.41 / 240.3	75-SL242475SR	\$1,366



Swing left

Bookcases



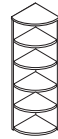
2 adjustable shelves			
12 x 36 x 36	10.35 / 102	75-BC123636S2	\$510
3 adjustable shelves			
12 x 36 x 48	14 / 117	75-BC123648S2	\$590
4 adjustable shelves			
12 x 36 x 67	18.5 / 144	75-BC123667S4	\$673
3 adjustable shelves, 1 fixed shelf at 29"			
12 x 36 x 75	20.78 / 161.7	75-BC123675S3	\$725
Additional shelf			
11 x 34 x 01	.3 / 10.5	75-BC113401S1	\$76

D x W x H (in.)	ft ³ / lbs	Model	List Price
-----------------	-----------------------	-------	------------

Corner bookcases



1 adjustable shelf			
20 x 24 x 30 1/2	8.4 / 53.3	75-CB202430S1	\$416
24 x 24 x 30 1/2	11.8 / 72.1	75-CB242430S1	\$479



4 adjustable shelves			
20 x 24 x 67	18 / 110	75-CB202467S4	\$583
24 x 24 x 67	25.6 / 148.6	75-CB242467S4	\$703
3 adjustable shelves, 1 fixed shelf at 29"			
20 x 24 x 75	20.2 / 123.5	75-CB202475S4	\$629
24 x 24 x 75	28.75 / 166.9	75-CB242475S4	\$750

Mobile pedestals



2 box drawers, 1 file drawer. Pencil tray. Brakes on front castors. Lock controls file drawer and box drawer above. Fits under a work surface. Specify base color only.			
18 x 15 x 28 1/2	4.4 / 82	75-MP181529B	\$692
22 x 15 x 28 1/2	5.5 / 100	75-MP221529B	\$738
Optional counterweight			
04 x 13 x 04	.1 / 14	75-CW041304	\$70



2 file drawers. Brakes on front castors. Lock. Counterweight. Fits under a work surface. Specify base color only.			
22 x 15 x 28 1/2	5.5 / 96	75-MP221529F	\$750



1 box drawer, 1 file drawer. Brakes on front castor. Lock. Fits under work surface. Specify base color only.			
18 x 15 x 22 1/2	4.1 / 70	75-MP181523G	\$624
22 x 15 x 22 1/2	5 / 85.4	75-MP221523G	\$640
Optional counterweight			
04 x 13 x 04	.1 / 14	75-CW041304	\$70

Modular pedestals



2 box drawers, 1 file drawer. Pencil tray. Lock controls file drawer and box drawer above. Fits under work surface. Specify base color only.			
18 x 15 x 29	5.8 / 64	75-FP181529B	\$595



2 file drawers. Fits under work surface. Specify base color only.			
18 x 15 x 29	5.8 / 60.6	75-FP181529F	\$554

Combination pedestal to hang



1 box drawer, 1 file drawer. Pencil tray. Lock. Fits under work surface. Specify base color only.			
18 x 15 x 23	3.7 / 50	75-FP181523G	\$485

Tables

Circular tops



For table. Order base separately.			
D x W x H (in.)	ft ³ / lbs	Model	List Price
36 x 36 x 1 1/2	1.6 / 55.9	75-CT363601	\$337
42 x 42 x 1 1/2	1.9 / 65.2	75-CT424201	\$425
48 x 48 x 1 1/2	2.4 / 82	75-CT484801	\$487

Rectangular tops



For conference tables. Order 2 bases or 4 legs for 72" or 96" tops.			
D x W x H (in.)	ft ³ / lbs	Model	List Price
36 x 72 x 1 1/2	2.7 / 84.7	75-RT367201	\$482
48 x 96 x 1 1/2	4.7 / 142	75-RT489601	\$673

Boat-shaped tops



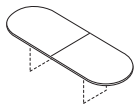
For conference tables. 120" and 144" tops are in two pieces. Order 2 bases or 4 legs for 96" tops; and 3 bases or 6 legs for 120" or 144" tops.			
D x W x H (in.)	ft ³ / lbs	Model	List Price
48 x 96 x 1 1/2	4.7 / 142	75-BT489601	\$751
48 x 120 x 1 1/2	6 / 195	75-BT481200	\$906
48 x 144 x 1 1/2	7.1 / 230.3	75-BT481440	\$1,010


To order, specify:

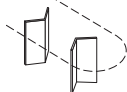
1. Model number
2. Colors for base, work surface and optional accent
3. Door/Drawer Pull Style and Finish (CB, CS, CC, WN, WB, SB, SM, SP, MC, MB)
4. Edge detail
5. Optional - Select visual display options
6. Optional - Select essential accessory options


Visual Display Options available:

- The Trolley H-Class
- Downview - Flat Panel Display

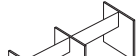
	D x W x H (in.)	ft ³ / lbs	Model	List Price
Racetrack tops 	For conference tables. 120" and 144" tops are in two pieces. Order 2 bases or 4 legs for 72" or 96" tops; and 3 bases or 6 legs for 120" or 144" tops.			
	36 x 72 x 1½	2.7 / 84.7	75-RC367201	\$523
	48 x 96 x 1½	4.7 / 142	75-RC489601	\$735
	48 x 120 x 1½	6 / 195	75-RC481200	\$916
	48 x 144 x 1½	7.1 / 230.3	75-RC481440	\$1,015

Cross bases 	1½" thermofused laminate. For 75-CT363601 top.			
	20 x 20 x 29	1.5 / 38	75-BB202029CB	\$290
	For 75-CT424201 top.			
	27 x 27 x 29	1.7 / 52	75-BB272729CB	\$332
	For 75-CT484801 top.			
	33 x 33 x 29	1.77 / 66	75-BB333329CB	\$430

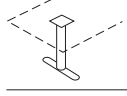
V-base 	1½" thermofused laminate.			
	16 x 16 x 29	.9 / 35.9	75-BB161629V	\$435

Drum base 	18 x 18 x 29	9 / 25	75-BB181829D	\$646
---	--------------	--------	--------------	-------

Panel base 	For 72" and 96" tables.			
	24 x 43¾ x 29	1.8 / 64	75-BB244429P	\$378

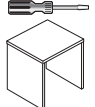
	For 120" and 144" tables.			
	24 x 85 x 29	2.5 / 95	75-BB248529P	\$570

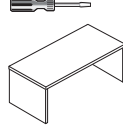
Cross base 	Black steel leg.			
	33 x 33 x 29	9.9 / 26.4	75-BB333329CL	\$409

T- base 	Black steel leg.			
	02 x 30 x 29	4 / 18	75-BB023029T	\$306


Leg base 	Black steel leg.			
	04 x 04 x 29	.8 / 11	75-BB040429L	\$228

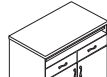
Printer table 	1 height adjustable sliding shelf. Grommet on modesty panel.			
	24 x 30 x 30½	14 / 111.5	75-PS243030	\$491

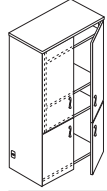
End table 	Black steel leg.			
	22 x 22 x 18½	2.8 / 44.2	75-ET222218	\$278

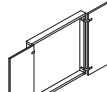
	D x W x H (in.)	ft ³ / lbs	Model	List Price
Magazine table 	22 x 48 x 18½	1.9 / 71.3	75-MT224818	\$341

Miscellaneous

Mobile serving carts 	1 sliding shelf, 1 box drawer. Pencil tray. 1 door. 1 shelf.			
	21 x 20 x 36½	9.6 / 107.6	75-MC212036	\$675

	1 sliding shelf, 2 box drawers. Pencil tray. 2 doors. 2 shelves.			
	21 x 36 x 36½	16.7 / 177.6	75-MC213636	\$1,176

Audio/visual cabinets 	Fold away doors on video compartment. 1 drawer for storage. 2 adjustable shelves. Pull-out turntable shelf for monitor. 3 grommets.			
	25 x 36 x 67	38.7 / 309.6	75-AV253667	\$2,153
	25 x 36 x 75	43.46 / 347.7	75-AV253675	\$2,247

Marker board 	Non-magnetic surface for use with dry-erase markers. Eraser tray along bottom of board. Inside face of doors covered in natural cork. Hooks for paper pad. 180° hinges.			
	05 x 54 x 40	7.3 / 95	75-MB055440	\$928

Lectern 	1 fixed shelf. 1 grommet. 4 castors, 2 with brakes.			
	18 x 18 x 44	2.2 / 74.6	75-LC181844	\$554

Right reception desks 	3 grommets. Bow shaped transaction shelf. 2 pedestals with lock. 1 box drawer and 1 file drawer with legal/letter filing. Pencil tray. Full height modesty panel.			
	Left desk			

30 x 72 x 42	58.3 / 411	75-RS307242GN	\$1,458
--------------	------------	---------------	---------

Right returns			
24 x 42 x 42	26.4 / 158.1	75-RS244242NG	\$934
24 x 48 x 42	31.1 / 181	75-RS244842GN	\$974

Left reception desks 	3 grommets. Bow shaped transaction shelf. 2 pedestals with lock. 1 box drawer and 1 file drawer with legal/letter filing. Pencil tray. Full height modesty panel.			
	Right desk			

30 x 72 x 42	58.3 / 411	75-RS307242NG	\$1,458
--------------	------------	---------------	---------

Left returns			
24 x 42 x 42	26.4 / 158.1	75-RS244242GN	\$934
24 x 48 x 42	31.1 / 181	75-RS244842GN	\$974

How To Order

1. Select model number

Ex: 75-RD367229GG (double pedestal desk, 36x72x29 with box/file left and box/file right)

2. Select laminate base and work surface color, and optional accent color (see page 136)

Accent color applies to drawer/door fronts and edge banding on all tops.

Ex: 008 C24 174 For no accent color, put "XXX" in place of accent color code.
base work surface

3. Select door/drawer pull style and finish

Ex: CB (Cup pull with Black Matte finish)

4. Select edge detail - Reeded and transitional edge detail limited to all woodgrain colors

Ex: F (Reeded)

5. Optional-Select visual display options (see page 67)

Ex: TH0721NK (The Trolley H-Class with Nova keyboard drawer)

6. Optional-Select essential accessory options (see page 34)

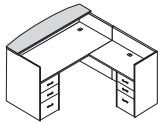
Ex: 11205DP (Standard data port)

7. Optional-Upgrade to high pressure laminate work surface

Ex: Z -Add 15% to List Price for this option.

Miscellaneous

Right reception desks - low profile



D x W x H (in.)	ft ³ / lbs	Model	List Price
-----------------	-----------------------	-------	------------

3 grommets. Bow shaped transaction shelf. 2 full-length pedestals with lock. 2 box drawers and 1 file drawer with legal/letter filing. Lock controls file drawer and box drawer above. Pencil tray. Full height modesty panel.

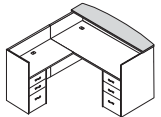
Left desk

30 x 72 x 42	58.3 / 426	75-RS307242BN	\$1,556
--------------	------------	---------------	---------

Right returns

24 x 42 x 42	26.4 / 173.1	75-RS244242NB	\$1,026
24 x 48 x 42	31.1 / 196	75-RS244842NB	\$1,073

Left reception desks - low profile



3 grommets. Bow shaped transaction shelf. 2 full-length pedestals with lock. 2 box drawers and 1 file drawer with legal/letter filing. Lock controls file drawer and box drawer above. Pencil tray. Full height modesty panel.

Right desk

30 x 72 x 42	58.3 / 426	75-RS307242NB	\$1,556
--------------	------------	---------------	---------

Left returns

24 x 42 x 42	26.4 / 173.1	75-RS244242BN	\$1,026
24 x 48 x 42	31.1 / 196	75-RS244842BN	\$1,073

Additional legs



"1" Two full width



"2" One full width, One recessed

For workstation reconfiguration. Specify "1" for two full width legs, "2" for one full and one recessed leg. Priced per pair.

01 x 20 x 27½	1 / 27	75-LG012027X	\$197
---------------	--------	--------------	-------

01 x 24 x 27½	1.2 / 36.7	75-LG012427X	\$197
---------------	------------	--------------	-------

01 x 30 x 27½	1.41 / 45.2	75-LG013027X	\$197
---------------	-------------	--------------	-------

Additional legs



2 recessed legs. Priced per pair.

01 x 13 x 27½	.7 / 21.9	75-LG011327	\$197
---------------	-----------	-------------	-------

Vertical Pigeon holes



D x W x H (in.)	ft ³ / lbs	Model	List Price
-----------------	-----------------------	-------	------------

**When ordering, must select the same color for work surface, base and accent.
21" H - 6 compartments; 17" H - 5 compartments**

Legal size.

12 x 18 x 21	3.1 / 30	75-VP121821	\$175
--------------	----------	-------------	-------

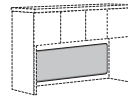
12 x 18 x 17	2.6 / 25.8	75-VP121817	\$160
--------------	------------	-------------	-------

Letter size.

12 x 12 x 21	2.3 / 26	75-VP121221	\$127
--------------	----------	-------------	-------

12 x 12 x 17	2 / 22.4	75-VP121217	\$117
--------------	----------	-------------	-------

Tack Boards



For 44" H hutches

01 x 22 x 19	.1 / 4	75-TB012219	\$256
--------------	--------	-------------	-------

01 x 28 x 19	.2 / 5.2	75-TB012819	\$286
--------------	----------	-------------	-------

01 x 34 x 19	.2 / 6.2	75-TB013419	\$316
--------------	----------	-------------	-------

01 x 40 x 19	.3 / 7.3	75-TB014019	\$346
--------------	----------	-------------	-------

01 x 46 x 19	.3 / 8.4	75-TB014619	\$376
--------------	----------	-------------	-------

01 x 52 x 19	.3 / 9.5	75-TB015219	\$406
--------------	----------	-------------	-------

01 x 58 x 19	.4 / 10.6	75-TB015819	\$436
--------------	-----------	-------------	-------

01 x 64 x 19	.4 / 11.7	75-TB016419	\$466
--------------	-----------	-------------	-------

01 x 70 x 19	.5 / 12.7	75-TB017019	\$496
--------------	-----------	-------------	-------

01 x 76 x 19	.5 / 13.9	75-TB017619	\$526
--------------	-----------	-------------	-------

01 x 82 x 19	.5 / 15	75-TB018219	\$556
--------------	---------	-------------	-------

For 36" H hutches

01 x 22 x 15	.1 / 3.3	75-TB012215	\$198
--------------	----------	-------------	-------

01 x 28 x 15	.1 / 4.1	75-TB012815	\$220
--------------	----------	-------------	-------

01 x 34 x 15	.2 / 5	75-TB013415	\$242
--------------	--------	-------------	-------

01 x 40 x 15	.2 / 5.9	75-TB014015	\$264
--------------	----------	-------------	-------

01 x 46 x 15	.2 / 6.8	75-TB014615	\$286
--------------	----------	-------------	-------

01 x 52 x 15	.3 / 7.6	75-TB015215	\$308
--------------	----------	-------------	-------

01 x 58 x 15	.3 / 8.5	75-TB015815	\$330
--------------	----------	-------------	-------

01 x 64 x 15	.3 / 9.4	75-TB016415	\$352
--------------	----------	-------------	-------

01 x 70 x 15	.4 / 10.3	75-TB017015	\$374
--------------	-----------	-------------	-------

01 x 76 x 15	.4 / 11.1	75-TB017615	\$396
--------------	-----------	-------------	-------

01 x 82 x 15	.4 / 12	75-TB018215	\$418
--------------	---------	-------------	-------

To order, specify:

- 1. Model number
- 2. Colors for base, work surface and optional accent
- 3. Door/Drawer Pull Style and Finish (CB, CS, CC, WN, WB, SB, SM, SP, MC, MB)
- 4. Edge detail
- 5. Optional - Select visual display options
- 6. Optional - Select essential accessory options

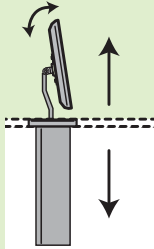
Visual Display Options available:

- The Trolley H-Class
- Downview - Flat Panel Display

Visual Display Options for 75 Series

The Trolley H-Class™

Maximum dimensions for flat panel display: 2¾" D x 16¼" W x 14" H (70mm D x 413mm W x 356mm H)



NOTE: Maximum distance from center of wall mount VESA plate to bottom of monitor is 6 ¾" (171mm)

Model

List Price

With Nova Keyboard Drawer

Trolley does not come installed in any unit, Nova Keyboard Drawer installed in assembled units only.

TH0721NK \$860

With Center Mount Articulating Keyboard Mechanism and Tray

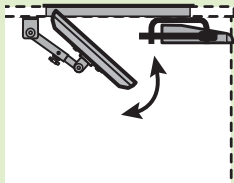
Trolley does not come installed in any unit, Center Mount Keyboard Tray installed in assembled units only.

TH0721CK \$1,030

- Optional keyboard choices
- Suitable for flat panel displays up to 19" diagonal
- One-touch activation
- Low voltage motor to lift & lower monitor
- Keyed lock for added security
- Provides vertical tilt adjustment in "up" position
- Durable metal enclosure under desktop
- Optional wire management system and power strip

Downview-Flat Panel Display

Maximum dimensions for flat panel display: 17"W x 18" H (432mm W x 457.2mm H)



Model

List Price

With Nova Keyboard Drawer

Includes 18" x 18" view port, adjustable arm, and visor.

Downview Flat Panel Display & Nova Keyboard Drawer installed in assembled units only.

FPA1818NK \$360

With Dual Mount Adjustable Keyboard Tray

Includes 18" x 18" view port, adjustable arm, and visor.

Downview Flat Panel Display & Nova Keyboard Drawer installed in assembled units only.

FPA1818AK \$605

- Suitable for flat panel displays up to 19" diagonal
- Tinted, tempered glass viewport
- Keeps monitor under glass below work surface
- Optional wire management system and power strip

• For details and installation specifications, refer to pages 124-126.

• For CRT applications, please contact Customer Support: 1-800-730-6682

Laminate Selections

B = Base Color


W = Work Surface Color

A = Accent Color (35, 75, 65, 25 Series)



Black (174)

B A



Empire Mahogany (531)

BWA




Slate Grey (129)

B A



Hard Rock Maple (577)

BWA



Fashion Grey (227)

BWA



English Oak (510)

BWA




Graphite Nebula (030)

W



Wild Cherry (567)

BWA



Grey Nebula (044)

W



Natural Pear (604)

BWA



Carbon EV (376)

W



Tuscan Walnut (695)

BWA



Watermelon Brush (E71)

W



Citrus Brush (C59)

W




Sage Brush (D47)

W



Ocean Brush (A87)

W



Tuscan Olive (A29)


B A




Brittany Blue (076)

B A

Fabric Selections



Parchment 1602



Misty 1595



Gravel 1599




Sky Blue 1613



Seafoam 1601



Lagoon 1616




Moonbeam 1604



Sanddrift 1617




Terra Cotta 1611




Lilac 1597



Red Wine 1614



Twilight 1618



Flint 1619



Stardust 1606



Silverleaf 1610

Matching Metal Colors

For Table Solutions - 25 Series only



Polished Black
(PBL)



Polished Silver
(PSL)



Slate
(SLL)



Watermelon
(WML)



Ocean
(OCL)



Sage
(SAL)

Terms & Conditions

TERMS

Nova Solutions' (Nova) standard terms are net 30 days with approved credit. All prices are in U.S. Dollars. Prices herein are list prices effective with the date printed on the cover and supersede all other published price lists. Nova reserves the right to change prices without prior notice.

SELLING INFORMATION

Distribution of this price list does not in itself constitute an offer to sell. Offers can be received only from authorized Nova dealers.

PRICES

All prices listed are suggested retail prices, F.O.B. point of shipment, freight allowed (included in list prices) when shipping within the continental United States. Orders are accepted subject to prices and taxes prevailing at the time of shipment. Prices and taxes are subject to change without notice. If shipping date requested is more than 90 days from date of order, Nova shall have the right to use the published list prices effective at time of shipment.

ORDER PLACEMENT

Nova requires that all orders be in writing and accompanied by a layout/drawing. This is to insure that orders are complete, avoid errors, and avoid duplication. Please order products by model numbers specified to avoid any possible error. Telephone orders will not be processed for production without proper written confirmation. Nova cannot be held responsible for errors, omissions, and order duplication due to non-compliance with this procedure.

ORDERING INFORMATION

Mail, fax or e-mail all orders to:

Nova Solutions, Inc.
421 W. Industrial Avenue
P.O. Box 725
Effingham, Illinois 62401
Phone: 217-342-7070
Phone: 800-730-6682
Fax: 217-342-7006
Fax: 800-940-6682
E-mail: orders@novasolutionsinc.com

For prompt delivery, all orders must include:

- 1) Purchase order number
- 2) Attached layout/drawing
- 3) Billing address
- 4) Ship-to information and e-mail address
- 5) Special handling instructions
- 6) Complete model and finish number
- 7) Correct pricing

ORDER ACKNOWLEDGMENT

Please notify Nova immediately of any discrepancies in your order acknowledgement. The customer assumes all responsibility for order accuracy. Nova does not assume responsibility for errors caused by miscommunications from the customer. Orders are accepted only by issuance of Nova's formal acknowledgement. Orders are subject to the terms and conditions set forth herein, notwithstanding any variance in terms and conditions set forth on buyer's order forms. The order acknowledgement is the final confirmation of the agreement between the customer and Nova and supersedes all prior oral and written statements regarding the order. Once the order confirmation has been sent, only Nova approved and signed modifications will supercede the original confirmation.

QUOTATIONS

Quotations are valid for a period of ninety (90) days.

CHANGES

Nova reserves the right to make changes in design, specifications, construction, pricing or to discontinue products without prior notice. Prices shown in price book have priority over electronic catalog contents. Dimensions are approximate and are within normal industry standards.

ORDER CHANGES

Upon acknowledgement of an order, Nova may not be able to accept a change order. Nova will not accept changes on specials or customer items once production begins. Every attempt to make the requested change will be made and the following conditions apply:

- 1) Requested changes must be submitted in writing
- 2) Additional charges for materials, labor, and administrative costs may be charged
- 3) Completion dates may be rescheduled as required based on changes

ORDER CANCELLATIONS

Order cancellations must be requested in writing no later than 48 hours after receipt of original order and are subject to approval of Nova Solutions, Inc. Cancellations cannot be accepted otherwise. No cancellations accepted on Quick Ship orders

STORAGE

Orders in which shipment is delayed by the customer beyond 30 days after acknowledged shipping date are subject to a 3% weekly storage fee. Such transfer to storage will be deemed delivery to purchaser for all purposes including invoicing and payment.

SHIPPING INFORMATION

Freight

All shipments are Free On Board (F.O.B.) point of shipment, freight prepaid and allowed (included in list prices) when shipping within the continental United States. Please contact Customer Support for shipments to Alaska, Hawaii, and international. Nova reserves the right to select the most appropriate carrier and routing on all shipments.

Nova's product pricing is based on standard delivery between normal business hours Monday through Friday, excluding weekends and holidays. Any charge arising from failure to accept a shipment, rerouting while in transit, or carrier storage charges are not included in prices shown and will be billed to "Sold To" account number on the order. Detention charges will be incurred for untimely off-loading of product or other time delays incurred.

Any orders under list pricing shown below or requiring Special Delivery Services will incur additional charges. All such requirements must be noted on the purchase order. Examples of such services include:

Handling Fee (all non-UPSable shipped orders): All orders under \$5,000 list will incur \$100 handling fee

Multiple site deliveries: \$75 per order and location drop charge

Non-Standard Detention Time: \$75 per hour after two hours for each delivery location

Delivery Time (outside normal delivery hours): Contact Customer Support for charges and availability

Carriage

Nova reserves the right to choose the best method of delivery. All furniture is carefully inspected and securely packed before shipment. The carrier will only accept packages in good condition and agrees to deliver it in the same condition. Nova relinquishes all responsibility for goods shipped upon a signed receiving document from the carrier. It is the customer's responsibility to inspect merchandise immediately upon receipt.

SHIPPING INFORMATION (continued)

Loss, Damage or Delay

Nova shall not be liable for loss, damage, or delay resulting from causes beyond its reasonable control, including but not limited to fire, strike, inclement weather, accidents, or delay in transportation. In the event of a delay, due to any such cause, the delivery date will be postponed.

Shortages

If the shipment is not delivered in accordance with the quantity of cartons and packages shown on the Bill of Lading and/or Freight Bill, do not accept it until such shortages are noted on both documents.

FREIGHT CLAIMS

The merchandise is carefully packed and thoroughly inspected before shipment. The carrier upon acceptance of the shipment assumes responsibility for its safe delivery. Claims for loss or damage sustained in transit must therefore, be made upon the carrier as follows:

Concealed Loss or Damage

Concealed loss or damage means loss or damage that does not become apparent until the merchandise has been unpacked. The contents may be damaged in transit due to rough handling even though the carton may not show external damage. When damage is discovered upon unpacking, make a written request for inspection by the carrier's agent within 7 days of the delivery date. Then file a claim with the carrier since such damage is the carrier's responsibility.

Visible Damage or Shortage

Any external evidence of damage or shortage must be noted on the freight bill or express receipts and signed by the carrier's agent. Failure to adequately describe such external evidence of damage or shortage may result in the carrier refusing to honor a damage claim. The carrier will supply the form required to file such a claim. **All cartons and packaging must be kept with the merchandise at the delivered location. Failure to do so constitutes acceptance and a waiver of any such claim.**

RETURNS

Nova will not accept the return of any merchandise without a Returned Material Authorization (RMA). Special order items may not be returned for credit. No returns will be allowed after sixty (60) days from the ship date. If merchandise is approved for return, a restocking fee will be applied. Upon receipt, all returned merchandise will be thoroughly inspected, and any discrepancies will result in an adjustment to the amount of credit issued.

LIMITED LIFETIME WARRANTY

Nova Solutions warrants that its products are free from defects in materials and workmanship given normal use and care for the lifetime of service; proof of delivery being the only official document accepted by Nova for any claim. In the event that a product is used more than normal use, the applicable warranty period may be reduced.

This warranty is made by Nova Solutions to the original customer for as long as the original customer owns and uses the product. Nova Solutions' warranty is only valid if the products are given normal and proper use, and installed in accordance with Nova Solutions' installation and/or application guidelines, and installed by an authorized Nova Solutions' dealer or agent. Nova Solutions assumes no responsibility for repairs to products sustaining damages resulting from end-user modifications, attachments to a product, misuse, abuse, alteration, or negligence.

This warranty is subject to the limitations, exclusions, and other provisions provided below:

- Twenty-five years: Thermofused laminate
- Twenty years: Drawer slides
- Ten years: Locks
- Five years: Downview technology with flat panel monitor or CRT, Flat Panel Display Security Arm, high pressure laminate, castors, fabrics, metal frame doors, electrical components, PVC extrusions, adjustable surface mechanisms, and accessories.
- Two years: The Trolley H-Class with Intelligent Motion Technology: first year of warranty for parts and labor; second year limited parts warranty. Variation in finishes is characteristic, in terms of color & texture, and does not constitute a defect.

As your manufacturer, we stand behind our quality products and will do everything possible to resolve any problems that might arise within the terms of this warranty.

For more information, or to file a warranty claim, please contact Nova Solutions' Customer Support at 800-730-6682.

GOVERNING LAWS

This contract shall be construed and governed in accordance with the laws and regulations of the state of Illinois.

Sample Purchase Order

Customer Information

Customer Name
 Address
 City, State, Zip
 Phone #
 Fax #
 E-mail Address

Purchase Order # _____

Date Issued: _____

Vendor Information

Nova Solutions, Inc.
 P.O. Box 725
 Effingham, IL, USA 62401

Ship To:

Name (your point of destination)
 Address (your point of destination)
 City, State, Zip
 Phone #
 Delivery Contact Name

	Model Numbers	Description	Qty	List Price	Ext. List Price
Base Model Number:	75-RD307230BB	Rectangle desk, 30x72x30 Box/Box/File right and left	1	\$1,417	\$1,417
Color:	695 695 695	Tuscan Walnut (Base, Work Surface & Accent)			
Drawer or Door Pull Style/Finish:	SM	Steel / Chrome Matt			
Edge Detail:	P	Flat PVC edge			
Options:	AC-PS1125	Power strip	1	\$132	\$132
Visual Display:	FPA1818NK	Downview-Flat panel display	1	\$360	\$360
Accessories:	RWG01	Round wire grommet	2	\$68	\$136
		Subtotal		\$1,977	
		Total			\$2,045

Please add any taggings:

Example: Computer classroom #104

Please add point of contact, phone number and e-mail address:

Example: Debbie Smith, 800-555-5678, dsmith@domainname.com

Please add any shipping or special instructions:

Example: Please call Doug at 555-687-5309, 24 hours before delivery

Example: Must have delivery by 12/31

Notes





NOVA Solutions, Inc.

421 W. Industrial Avenue
Effingham, IL 62401

Phone: 800-730-6682

Fax: 800-940-6682

www.novadesk.com

info@novasolutionsinc.com



© 2007, NOVA Solutions, Inc.

Reorder #: CT002

Issue Date: 05/15/07 - Rev. 1

NOVA Solutions products are protected by various
U.S. and foreign patents issued and/or pending.