

Laminate Casegoods - 35 Series



35-BC123674S4
Hard Rock Maple (577)

35-LF243630L2
Hard Rock Maple (577)

35 Series Layout 8 w/Trolley
Hard Rock Maple (577)



35-LF243630L2
Wild Cherry (567)

35-BC123674S4
Wild Cherry (567)

35 Series Layout 24 w/Trolley
Wild Cherry (567)

Edge detail



Dataport



Trolley Technology



Downview Technology



Keyboard Options



Pursuit of excellence.



Series Features

- Technology options for flat panel displays
- Thermofused laminate work surfaces and bases
- 1 1/8" thick work surfaces
- Flat (2mm) edge detail
- Ideal for the mid-management office
- Power, data and cable management options

35

Features, Benefits and Solutions

Product Benefits & Solutions

- Patented technology solution options integrated into casegoods
- Unique, multifaceted solutions for all types of office environments
- Wire management system and power strip optional
- Extensive array of filing and storage options
- Custom capabilities to meet any customer's needs
- Computer controlled construction methods for consistent quality
- Durable thermofused 1-1/8" thick laminate work surfaces with flat edge banding in all top colors
- Vertical wood graining featured on full-length modesty panels
- Wide range of standard laminate colors available

- Bookmatched vertical grain on door and drawer fronts with 2mm edge banding
- Edge banding colors to match all standard laminate colors
- Accent color can apply to drawer/door fronts as well as work surface edge
- Hutches have a grommet at top center of inset for task light wiring
- Hutches have full width flexible wire grommet sweep at bottom back for easy wiring access
- Made in U.S.A.

How To Order

1. Select model number

Ex: 35-RD367230GG (standard rectangular desk 36x72x30 with box/file left and box/file right)

2. Select laminate base and work surface color, and optional accent color (see page 136)

Accent color applies to drawer/door fronts and edge banding on all tops.

Ex: 008 C24 174
base work accent
surface

For no accent color, put "XXX" in place of accent color code.

3. Select door/drawer pull style and finish

Ex: WN (Wave pull with Nickel finish)

4. Optional-Select visual display options (see page 53)

Ex: TH0721NK (The Trolley H-Class with Nova keyboard drawer)

5. Optional-Select essential accessory options (see page 34)

Ex: 11205DP (Standard data port)

6. Optional-Upgrade to high pressure laminate work surface

Ex: Z -Add 15% to List Price for this option.

Visual Display Options To order, see page 53.

The Trolley™ H-Class Personal Monitor Arm System

Maximum dimensions for flat panel display:

2¼" D x 16¼" W x 14" H (70mm D x 413mm W x 356mm H)

NOTE: Maximum distance from center of wall mount VESA plate to bottom of monitor is 6 ¾" (171mm)

- Provides flexible, mainstream flat screen location when raised
- Low voltage motor to lift and lower monitor
- Intelligent Motion Technology™ provides operational intuition
- Clears line-of-sight when submerged
- Allows for multi-use working and learning environments
- Keyed lock provides added security and control in any environment
- Hides confidential information when necessary
- Reduces the risk of damage to flat panels displays when stored
- Provides clean, ergonomical solutions
- Manage technology in your workspace environment

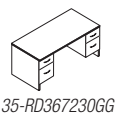
Downview - Flat Panel Display

Maximum dimensions for flat panel display: 17"W x 18"H (432mm W x 457.2mm H)

- Keeps monitor under glass below work surface
- Allows for multi-use working and learning environments
- Proven to be ergonomically beneficial, increase productivity
- Saves premium classroom and desktop space
- Hides confidential information
- Creates a clean, uncluttered look in the classroom or office
- Reduces the risk of damage to computer equipment

For CRT applications, please call Customer Support: 1-800-730-6682

Model Number Structure:




35 Series	-	RD Type	367230 Size D x W x H	GG Ped Combination See next page for pedestal combinations
		RD-Rectangle BD-Bow desk CZ-Credenza RR-Return Right RL-Return Left BG-Bridge DF-D-top/Full mod DN-D-top/No mod		

NOTE:
See full listing of all "types" and last two letters on page 41.

Door/Drawer Pull Style and Finish

Hutches do not require pull hardware selection.



Work Surface Edge Detail

Flat PVC edge



Grommets

Standard grommets are rectangular black plastic.

To order, specify:

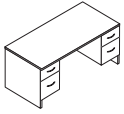
- 1. Model number
- 2. Colors for base, work surface and optional accent
- 3. Door/Drawer Pull Style and Finish (WN, WB, SB, SM, SP, MC, MB)
- 4. Optional - Select visual display options
- 5. Optional - Select essential accessory options

Visual Display Options available:

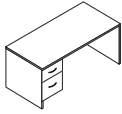
- The Trolley H-Class
- Downview - Flat Panel Display

Pedestal Combinations

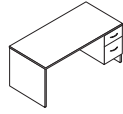
Desks - Pedestal/Storage Options



GG
Box/File left
Box/File right

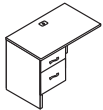


GN
Box/File left
No ped right



NG
No ped left
Box/File right

Returns - Pedestal/Storage Options

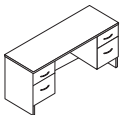


GN
Box/File left
No Ped right

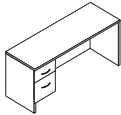


NG
No Ped left
Box/File right

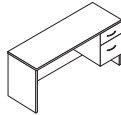
Credenzas - Pedestal/Storage Options



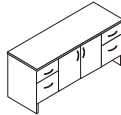
GG
Box/File left
Box/File right



GN
Box/File left
No ped right



NG
No ped left
Box/File right



GS
Box/File left
Closed Storage center
Box/File right

Optional changes to pedestal/drawer configurations for select 35 Series models

Available on single or double pedestal desks and executive returns.

Each item (as stipulated in the catalog) is made standard with a specific configuration: if you wish to order an optional change, the following upcharge will apply for each pedestal. If you wish to order a change for both pedestals of a double pedestal desk, double the upcharge.

To special order a pedestal/drawer configuration different than the standard item in the catalog, use the following codes and upcharge.

Example: to replace standard desk 35-RD367230GG with two Box/File pedestals to two "B" (Box/Box/File), model becomes 35-RD367230BB. List price increases 2 x \$100.

BB = box, box, file pedestal

Upcharge = \$100 x 2



A pedestal
- 3 box drawers
- 1 pencil tray

Add \$40



B pedestal (Full-length)
- 2 box drawers
- 1 file drawer
- 1 pencil tray
- drawer 1 is separated from drawers 2 and 3 by a solid horizontal piece
- drawers lock together with one lateral lock

Add \$100

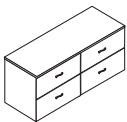


F pedestal (Full-length)
- 2 file drawers
- 1 combined lateral lock

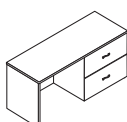
Add \$100

Credenzas - Pedestal/Storage Options

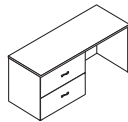
(Pedestal/drawer change not applicable)



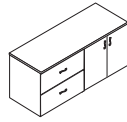
LL
Lateral File left
Lateral File right



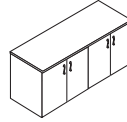
NL
Return left
Lateral File right



LN
Lateral File left
Return right



LS
Lateral File left
Closed Storage right



SS
Closed Storage left
Closed Storage right

1-1/8" thick work surfaces
Straight edge detail
Thermofused laminate top and base

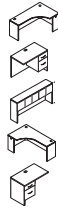
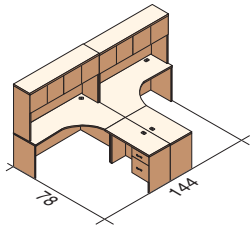
35 Series

 **ASSEMBLY REQUIRED**

To swap out pedestals in desks/returns, see page 43 for details.

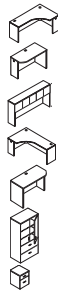
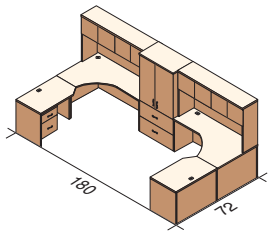
Layout Suggestions 1-12

Layout 1 \$4554



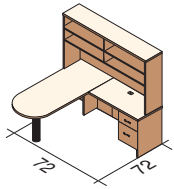
Qty.	Model
1	35-EC723620N2
1	35-RR204230NG
2	35-CH167236
1	35-EC367220N3
1	35-RL204230GN

Layout 2 \$6825



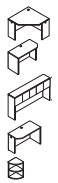
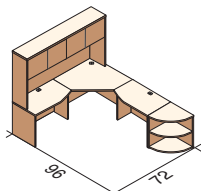
Qty.	Model
1	35-EC723624N2
1	35-FC2442CLN2
2	35-CH167244
1	35-EC367224N3
1	35-FC2442CRN2
1	35-SL243674
2	35-FP181522G

Layout 3 \$1961



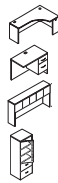
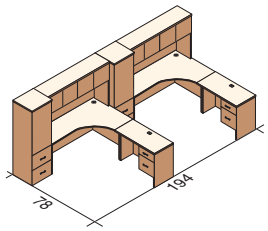
Qty.	Model
1	35-DN307230L
1	35-RR204230NG
1	35-OH167244

Layout 4 \$2770



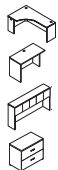
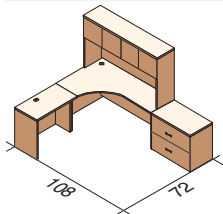
Qty.	Model
1	35-CD363618
1	35-FC2436CRN2
1	35-CH167244
1	35-FC2436CLN2
1	35-CB242430S1

Layout 5 \$9628



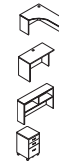
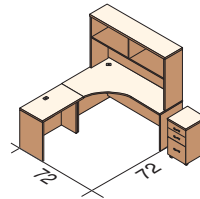
Qty.	Model
2	35-EC723624N2
2	35-RR244230NG
2	35-CH167244
2	35-SL242473SL

Layout 6 \$2948



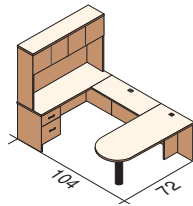
Qty.	Model
1	35-EC367224N2
1	35-FB243630N2
1	35-CH167244
1	35-LF243630L2

Layout 7 \$2506



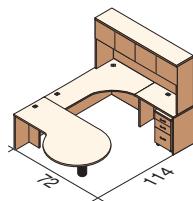
Qty.	Model
1	35-EC367224N2
1	35-FB243630N2
1	35-CH167244
1	35-MP221528BX

Layout 8 \$2794



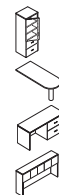
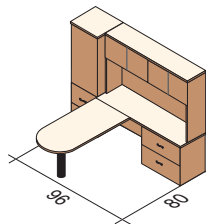
Qty.	Model
1	35-DN367230R
1	35-BG244830
1	35-CZ207230GX
1	35-CH167244

Layout 9 \$3612



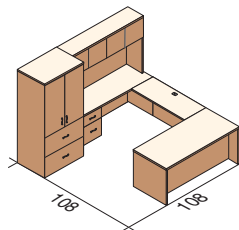
Qty.	Model
1	35-EC723630N4
1	35-FS243630N3
1	35-CH167244
1	35-PN427230L
1	35-MP221528B

Layout 10 \$3263



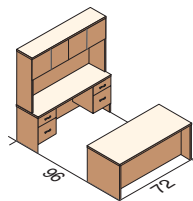
Qty.	Model
1	35-SL242474SL
1	35-DR306030L
1	35-CZ207230NL
1	35-CH167244

Layout 11 \$4519



Qty.	Model
1	35-SL243674
1	35-RD367230NG
1	35-BG244830
1	35-CZ247230GN
1	35-CH167236

Layout 12 \$2848



Qty.	Model
1	35-CZ207230GG
1	35-RD367230GN
1	35-CH167236

To order, specify:

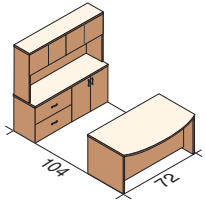
1. Model number
2. Colors for base, work surface and optional accent
3. Door/Drawer Pull Style and Finish (WN, WB, SB, SM, SP, MC, MB)
4. Optional - Select visual display options
5. Optional - Select essential accessory options

Visual Display Options available:

- The Trolley H-Class
- Downview - Flat Panel Display

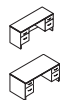
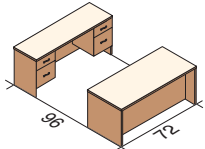
Layout Suggestions 13-25

Layout 13 \$3,395



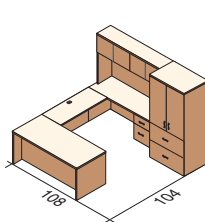
Qty.	Model
1	35-CZ207230LS
1	35-BD427230GG
1	35-CH167236

Layout 14 \$2,104



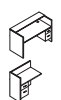
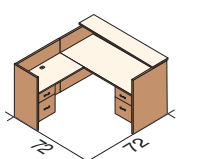
Qty.	Model
1	35-CZ207230GG
1	35-RD367230GG

Layout 15 \$4,329



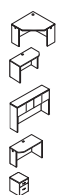
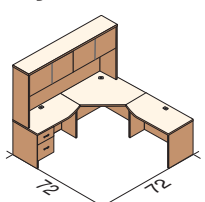
Qty.	Model
1	35-RD367230GG
1	35-CZ207230GN
1	35-BG244830
1	35-SL203666
1	35-CH167236

Layout 16 \$2,040



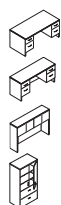

Qty.	Model
1	35-RS307242NG
1	35-RS244242GN

Layout 17 \$2,705



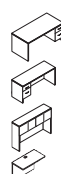

Qty.	Model
1	35-CD363618
1	35-FC2436CRN2
1	35-CH167236
1	35-FC2436CLN2
1	35-FP181522G

Layout 18 \$4,299



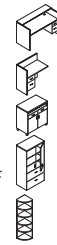
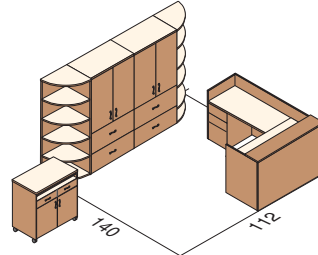
Qty.	Model
1	35-RD367230GG
1	35-CZ207230GG
1	35-CH167236
1	35-SL203666

Layout 19 \$3,015




Qty.	Model
1	35-RD367230NG
1	35-CZ207230GN
1	35-CH167236
1	35-BG244830

Layout 20 \$7,079



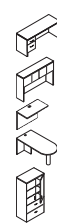
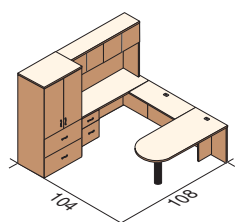
Qty.	Model
1	35-RS307242NG
1	35-RS244242GN
1	35-MC213636
2	35-SL203674
2	35-CB202073S4

Layout 21 \$3,477



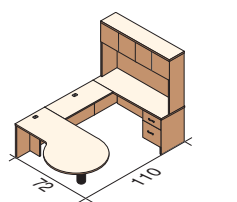
Qty.	Model
1	35-CD363618
1	35-FC2436CRN2
1	35-CH167236
1	35-FC2436CLN2
1	35-PN427230L
1	35-FP181522G

Layout 22 \$4,021



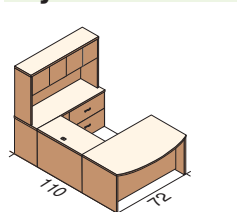
Qty.	Model
1	35-CZ207230GN
1	35-CH167236
1	35-BG244830
1	35-DN367230R
1	35-SL203666

Layout 23 \$2,807



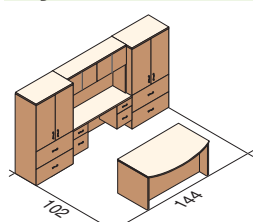
Qty.	Model
1	35-CZ207230NG
1	35-CH167236
1	35-BG244830
1	35-PN427230L

Layout 24 \$3,361



Qty.	Model
1	35-CZ207230NG
1	35-CH167236
1	35-BG244830
1	35-BD427230GN


Layout 25 \$5,740



Qty.	Model
1	35-BD427230GG
1	35-CZ207230GG
1	35-CH167236
2	35-SL203666

1-1/8" thick work surfaces
Straight edge detail
Thermofused laminate top and base

35 Series

 **ASSEMBLY REQUIRED**

To swap out pedestals in desks/returns, see page 43 for details.

How To Order

1. Select model number

Ex: 35-RD367229GG (double pedestal desk, 36x72x29 with box/file left and box/file right)

2. Select laminate base and work surface color, and optional accent color (see page 136)

Accent color applies to drawer/door fronts and edge banding on all tops.

Ex: 008 C24 174 For no accent color, put "XXX" in place of accent color code.
base work accent surface

3. Select door/drawer pull style and finish

Ex: WN (Wave pull with Nickel finish)

4. Optional-Select visual display options (see page 53)

Ex: TH0721NK (The Trolley H-Class with Nova keyboard drawer)

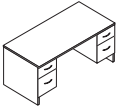

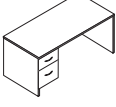
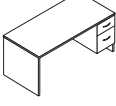
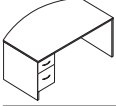
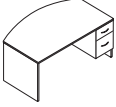
5. Optional-Select essential accessory options (see page 34)

Ex: 11205DP (Standard data port)

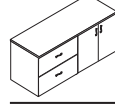
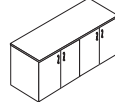
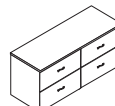
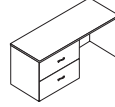
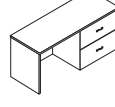
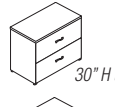
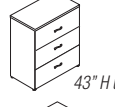
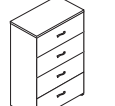
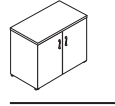

6. Optional-Upgrade to high pressure laminate work surface

Ex: Z -Add 15% to List Price for this option.

Desks

	D x W x H (in.)	ft ³ / lbs	Model	List Price
	2 pedestals with lock, 1 box drawer and 1 file drawer with legal/letter filing. Pencil tray. Recessed, full height modesty panel.			
	30 x 60 x 30	34 / 205	35-RD306030GG	\$1,020
	30 x 66 x 30	37 / 216	35-RD306630GG	\$1,061
	30 x 72 x 30	40.36 / 235.6	35-RD307230GG	\$1,078
	36 x 72 x 30	50 / 253	35-RD367230GG	\$1,118
	2 pedestals with lock, 1 box drawer and 1 file drawer with legal/letter filing. Pencil tray. Recessed, full height modesty panel.			
	42 x 72 x 30	58 / 302	35-BD427230GG	\$1,246
	1 pedestal on left with lock, 1 box drawer and 1 file drawer with legal/letter filing. Pencil tray. Recessed, full height modesty panel.			
	30 x 48 x 30	28 / 128	35-RD304830GN	\$692
	30 x 60 x 30	34 / 160	35-RD306030GN	\$842
	30 x 66 x 30	37 / 170	35-RD306630GN	\$876
	30 x 72 x 30	40.36 / 185.5	35-RD307230GN	\$940
36 x 72 x 30	50 / 215	35-RD367230GN	\$981	
	1 pedestal on right with lock, 1 box drawer and 1 file drawer with legal/letter filing. Pencil tray. Recessed, full height modesty panel.			
	30 x 48 x 30	28 / 128	35-RD304830NG	\$692
	30 x 60 x 30	34 / 160	35-RD306030NG	\$842
	30 x 66 x 30	37 / 170	35-RD306630NG	\$876
	30 x 72 x 30	40.36 / 185.5	35-RD307230NG	\$940
36 x 72 x 30	50 / 215	35-RD367230NG	\$981	
	1 pedestal on left with lock, 1 box drawer and 1 file drawer with legal/letter filing. Pencil tray. Recessed, full height modesty panel.			
	42 x 72 x 30	58 / 260	35-BD427230GN	\$1,125
	1 pedestal on right with lock, 1 box drawer and 1 file drawer with legal/letter filing. Pencil tray. Recessed, full height modesty panel.			
	42 x 72 x 30	58 / 260	35-BD427230NG	\$1,125

Credenzas

	D x W x H (in.)	ft ³ / lbs	Model	List Price
	2 lateral file drawers with letter/legal filing. Closed storage unit with doors and adjustable shelf. Locks.			
	20 x 72 x 30	27.5 / 229	35-CZ207230LS	\$1,268
	24 x 72 x 30	33 / 274.8	35-CZ247230LS	\$1,291
	Closed storage unit with doors and adjustable shelf. Locks.			
	20 x 72 x 30	27.5 / 216	35-CZ207230SS	\$1,136
	24 x 72 x 30	33 / 259.2	35-CZ247230SS	\$1,265
	4 lateral file drawers with legal/letter filing. Locks.			
	20 x 72 x 30	27.5 / 271	35-CZ207230LL	\$1,395
	24 x 72 x 30	33 / 325.2	35-CZ247230LL	\$1,435
	2 lateral file drawers on left with legal/letter filing. Grommet on the modesty panel. Lock.			
	20 x 60 x 30	23 / 152.5	35-CZ206030LN	\$974
	20 x 66 x 30	25 / 167.8	35-CZ206630LN	\$1,003
	20 x 72 x 30	27.5 / 183	35-CZ207230LN	\$1,021
	24 x 60 x 30	27.5 / 183	35-CZ246030LN	\$997
	24 x 66 x 30	30 / 201.3	35-CZ246630LN	\$1,009
24 x 72 x 30	33 / 219.6	35-CZ247230LN	\$1,067	
	2 lateral file drawers on right with legal/letter filing. Grommet on the modesty panel. Lock.			
	20 x 60 x 30	23 / 152.5	35-CZ206030NL	\$974
	20 x 66 x 30	25 / 167.8	35-CZ206630NL	\$1,003
	20 x 72 x 30	27.5 / 183	35-CZ207230NL	\$1,021
	24 x 60 x 30	27.5 / 183	35-CZ246030NL	\$997
	24 x 66 x 30	30 / 201.3	35-CZ246630NL	\$1,009
24 x 72 x 30	33 / 219.6	35-CZ247230NL	\$1,067	
	Legal/letter filing. Lock.			
	20 x 30 x 30	11.8 / 115.8	35-LF203030L2	\$732
	20 x 36 x 30	14.2 / 139	35-LF203630L2	\$779
	24 x 30 x 30	13.75 / 139	35-LF243030L2	\$773
	24 x 36 x 30	16.5 / 166.8	35-LF243630L2	\$784
	30" H unit			
	20 x 30 x 43	17.92 / 162.1	35-LF203043L3	\$959
	20 x 36 x 43	21.5 / 194.6	35-LF203643L3	\$991
	24 x 30 x 43	21.5 / 194.6	35-LF243043L3	\$984
	43" H unit			
	24 x 36 x 43	25.8 / 233.5	35-LF243643L3	\$1,022
	58" H unit			
	20 x 30 x 58	24.17 / 202.5	35-LF203058L4	\$1,217
20 x 36 x 58	29.0 / 243.3	35-LF203658L4	\$1,259	
24 x 30 x 58	29.0 / 243.3	35-LF243058L4	\$1,250	
24 x 36 x 58	34.8 / 291.9	35-LF243658L4	\$1,297	
	Adjustable shelf. Lock.			
	20 x 30 x 30	11.8 / 93.3	35-CS203030	\$559
	20 x 36 x 30	14.2 / 112	35-CS203630	\$588
	24 x 30 x 30	13.75 / 112	35-CS243030	\$571
24 x 36 x 30	16.5 / 134.4	35-CS243630	\$629	
	2 box drawers, 2 file drawers with legal/letter filing. Lock.			
	20 x 36 x 30	14.1 / 167.9	35-CP203630FR	\$813
	24 x 36 x 30	16.6 / 190.8	35-CP243630FR	\$828

To order, specify:

1. Model number
2. Colors for base, work surface and optional accent
3. Door/Drawer Pull Style and Finish (WN, WB, SB, SM, SP, MC, MB)
4. Optional - Select visual display options
5. Optional - Select essential accessory options

Visual Display Options available:

- The Trolley H-Class
- Downview - Flat Panel Display

	D x W x H (in.)	ft ³ / lbs	Model	List Price
--	-----------------	-----------------------	-------	------------

Combination pedestals



2 box drawers, 2 file drawers with legal/letter filing. Lock.				
20 x 36 x 30	14.1 / 167.9	35-CP203630FL	\$813	
24 x 36 x 30	16.6 / 190.8	35-CP243630FL	\$828	

Returns

Left executive returns



1 pedestal on left with lock, 1 box drawer and 1 file drawer. Pencil tray. Grommet.				
20 x 42 x 30	17 / 105	35-RL204230GN	\$624	
20 x 48 x 30	18.5 / 120	35-RL204830GN	\$652	
24 x 42 x 30	19 / 111	35-RL244230GN	\$652	
24 x 48 x 30	22 / 126.9	35-RL244830GN	\$675	

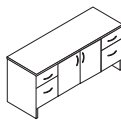
Right executive returns



1 pedestal on right with lock, 1 box drawer and 1 file drawer. Pencil tray. Grommet.				
20 x 42 x 30	17 / 105	35-RR204230NG	\$624	
20 x 48 x 30	18.5 / 120	35-RR204830NG	\$652	
24 x 42 x 30	19 / 111	35-RR244230NG	\$652	
24 x 48 x 30	22 / 126.9	35-RR244830NG	\$675	

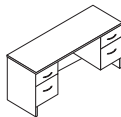
Credenzas

Combination credenzas



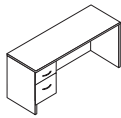
2 pedestals with lock, 1 box drawer and 1 file drawer. Pencil tray. Closed storage with doors. Lock.				
20 x 60 x 30	23 / 179.2	35-CZ206030GS	\$1,152	
20 x 66 x 30	25 / 197.1	35-CZ206630GS	\$1,188	
20 x 72 x 30	27.5 / 215	35-CZ207230GS	\$1,233	
24 x 60 x 30	27.5 / 215	35-CZ246030GS	\$1,222	
24 x 66 x 30	30 / 236.5	35-CZ246630GS	\$1,233	
24 x 72 x 30	33 / 258	35-CZ247230GS	\$1,268	

Kneespaces credenzas



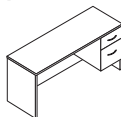
2 pedestals with lock, 1 box drawer and 1 file drawer. Pencil tray. Grommet on modesty panel.				
20 x 60 x 30	23 / 154.2	35-CZ206030GG	\$928	
20 x 66 x 30	25.5 / 169.6	35-CZ206630GG	\$952	
20 x 72 x 30	27.5 / 185	35-CZ207230GG	\$986	
24 x 60 x 30	27.5 / 185	35-CZ246030GG	\$997	
24 x 66 x 30	30.5 / 203.5	35-CZ246630GG	\$1,026	
24 x 72 x 30	33 / 222	35-CZ247230GG	\$1,087	

Left single pedestal credenzas



1 pedestal on left with lock, 1 box drawer and 1 file drawer. Pencil tray. Grommet on modesty panel.				
20 x 60 x 30	23 / 141.7	35-CZ206030GN	\$716	
20 x 66 x 30	25.5 / 155.8	35-CZ206630GN	\$738	
20 x 72 x 30	27.5 / 170	35-CZ207230GN	\$819	
24 x 60 x 30	27.5 / 170	35-CZ246030GN	\$790	
24 x 66 x 30	30.5 / 187	35-CZ246630GN	\$813	
24 x 72 x 30	33 / 204	35-CZ247230GN	\$842	

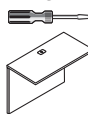
Right single pedestal credenzas



1 pedestal on right with lock, 1 box drawer and 1 file drawer. Pencil tray. Grommet on modesty panel.				
20 x 60 x 30	23 / 141.7	35-CZ206030NG	\$716	
20 x 66 x 30	25.5 / 155.8	35-CZ206630NG	\$738	
20 x 72 x 30	27.5 / 170	35-CZ207230NG	\$819	
24 x 60 x 30	27.5 / 170	35-CZ246030NG	\$790	
24 x 66 x 30	30.5 / 187	35-CZ246630NG	\$813	
24 x 72 x 30	33 / 204	35-CZ247230NG	\$842	

Bridges

Bridge-returns

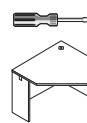


Full height modesty panel. 1 grommet.				
20 x 36 x 30	.98 / 36.9	35-BG203630	\$260	
20 x 42 x 30	1.2 / 43	35-BG204230	\$278	
20 x 48 x 30	1.3 / 49	35-BG204830	\$289	
24 x 36 x 30	1.2 / 39.4	35-BG243630	\$312	
24 x 42 x 30	1.4 / 46	35-BG244230	\$323	
24 x 48 x 30	1.8 / 55	35-BG244830	\$335	

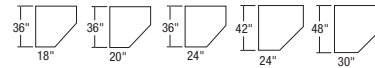
Corner Work Surfaces

D x W x H (in.)	ft ³ / lbs	Model	List Price
-----------------	-----------------------	-------	------------

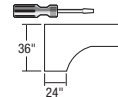
Corner work surfaces



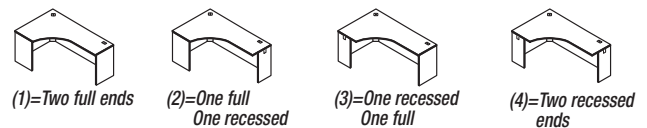
Full height modesty panel. 1 grommet.			
36 x 36 x 30	2 / 78.8	35-CD363618	\$530
36 x 36 x 30	2 / 78.8	35-CD363620	\$530
36 x 36 x 30	2.4 / 92.6	35-CD363624	\$530
42 x 42 x 30	2.6 / 97.5	35-CD424224	\$611
48 x 48 x 30	2.87 / 122.5	35-CD484830	\$663



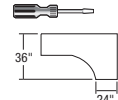
Right extended corner work surfaces 24" deep



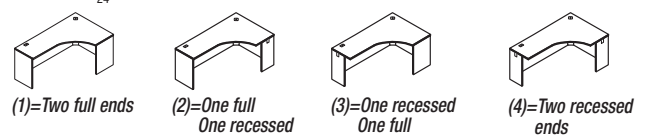
Complete the model number with 1, 2, 3 or 4. One grommet.			
36 x 66 x 30	3.78 / 132	35-EC366624N	\$750
36 x 72 x 30	4.1 / 143	35-EC367224N	\$773



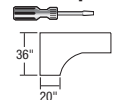
Left extended corner work surfaces 24" deep



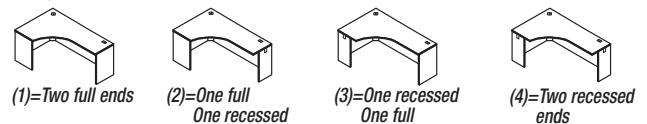
Complete the model number with 1, 2, 3 or 4. One grommet.			
36 x 66 x 30	3.78 / 132	35-EC663624N	\$750
36 x 72 x 30	4.1 / 143	35-EC723624N	\$773



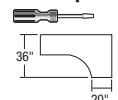
Right extended corner work surfaces 20" deep



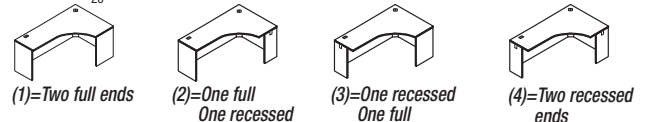
Complete the model number with 1, 2, 3 or 4. One grommet.			
36 x 66 x 30	3.78 / 125	35-EC366620N	\$750
36 x 72 x 30	4.1 / 135	35-EC367220N	\$773



Left extended corner work surfaces 20" deep



Complete the model number with 1, 2, 3 or 4. One grommet.			
36 x 66 x 30	3.78 / 125	35-EC663620N	\$750
36 x 72 x 30	4.1 / 135	35-EC723620N	\$773



How To Order

1. Select model number

Ex: 35-RD367229GG (double pedestal desk, 36x72x29 with box/file left and box/file right)

2. Select laminate base and work surface color, and optional accent color (see page 136)

Accent color applies to drawer/door fronts and edge banding on all tops.

Ex: 008 C24 174 For no accent color, put "XXX" in place of accent color code.
base work accent surface

3. Select door/drawer pull style and finish

Ex: WN (Wave pull with Nickel finish)

4. Optional-Select visual display options (see page 53)

Ex: TH0721NK (The Trolley H-Class with Nova keyboard drawer)

5. Optional-Select essential accessory options (see page 34)

Ex: 11205DP (Standard data port)

6. Optional-Upgrade to high pressure laminate work surface

Ex: Z -Add 15% to List Price for this option.

D-shaped Work Surfaces

Left D-shaped work surfaces no modesty



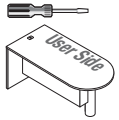
D x W x H (in.)	ft ³ / lbs	Model	List Price
Black steel leg. 1 grommet.			
24 x 48 x 30	1.7 / 62.5	35-DN244830L	\$479
24 x 60 x 30	1.9 / 65.1	35-DN246030L	\$491
24 x 66 x 30	2 / 68.9	35-DN246630L	\$519
30 x 60 x 30	2.3 / 71	35-DN306030L	\$583
30 x 66 x 30	2.7 / 80	35-DN306630L	\$611
30 x 72 x 30	3 / 87.3	35-DN307230L	\$646
36 x 72 x 30	3.3 / 90	35-DN367230L	\$673

Right D-shaped work surfaces no modesty



D x W x H (in.)	ft ³ / lbs	Model	List Price
Black steel leg. 1 grommet.			
24 x 48 x 30	1.7 / 62.5	35-DN244830R	\$479
24 x 60 x 30	1.9 / 65.1	35-DN246030R	\$491
24 x 66 x 30	2 / 68.9	35-DN246630R	\$519
30 x 60 x 30	2.3 / 71	35-DN306030R	\$583
30 x 66 x 30	2.7 / 80	35-DN306630R	\$611
30 x 72 x 30	3 / 87.3	35-DN307230R	\$646
36 x 72 x 30	3.3 / 90	35-DN367230R	\$673

Left D-shaped work surfaces full modesty



D x W x H (in.)	ft ³ / lbs	Model	List Price
Black steel leg. 1 grommet.			
30 x 60 x 30	2.3 / 74	35-DF306030L	\$629
30 x 66 x 30	2.7 / 83	35-DF306630L	\$652
30 x 72 x 30	2.9 / 90.5	35-DF307230L	\$675
36 x 72 x 30	3.3 / 93	35-DF367230L	\$716

Right D-shaped work surfaces full modesty



D x W x H (in.)	ft ³ / lbs	Model	List Price
Black steel leg. 1 grommet.			
30 x 60 x 30	2.3 / 74	35-DF306030R	\$629
30 x 66 x 30	2.7 / 83	35-DF306630R	\$652
30 x 72 x 30	2.9 / 90.5	35-DF307230R	\$675
36 x 72 x 30	3.3 / 93	35-DF367230R	\$716

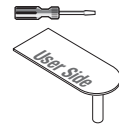
Left D-shaped work surfaces no modesty no end panel



D x W x H (in.)	ft ³ / lbs	Model	List Price
Black steel leg			
24 x 48 x 30	.8 / 31.6	35-DR244830L	\$389
24 x 60 x 30	1 / 39.2	35-DR246030L	\$416
24 x 66 x 30	1.1 / 43.1	35-DR246630L	\$427
30 x 60 x 30	1.1 / 37	35-DR306030L	\$485
30 x 66 x 30	1.3 / 42	35-DR306630L	\$502
30 x 72 x 30	1.4 / 45.8	35-DR307230L	\$537
36 x 72 x 30	1.6 / 57	35-DR367230L	\$566

P-shaped Work Surfaces

Right D-shaped work surfaces no modesty no end panel



D x W x H (in.)	ft ³ / lbs	Model	List Price
Black steel leg			
24 x 48 x 30	.8 / 31.6	35-DR244830R	\$389
24 x 60 x 30	1 / 39.2	35-DR246030R	\$416
24 x 66 x 30	1.1 / 43.1	35-DR246630R	\$427
30 x 60 x 30	1.1 / 37	35-DR306030R	\$485
30 x 66 x 30	1.3 / 42	35-DR306630R	\$502
30 x 72 x 30	1.4 / 45.8	35-DR307230R	\$537
36 x 72 x 30	1.6 / 57	35-DR367230R	\$566

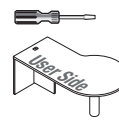
P-shaped Work Surfaces

Left P-shaped work surfaces no modesty



D x W x H (in.)	ft ³ / lbs	Model	List Price
Black steel leg. 1 grommet.			
42 x 60 x 30	3.3 / 71	35-PN426030L	\$721
42 x 66 x 30	3.6 / 91	35-PN426630L	\$750
42 x 72 x 30	4 / 103	35-PN427230L	\$773

Right P-shaped work surfaces no modesty



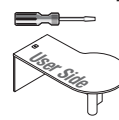
D x W x H (in.)	ft ³ / lbs	Model	List Price
Black steel leg. 1 grommet.			
42 x 60 x 30	3.3 / 71	35-PN426030R	\$721
42 x 66 x 30	3.6 / 91	35-PN426630R	\$750
42 x 72 x 30	4 / 103	35-PN427230R	\$773

Left P-shaped work surfaces full modesty



D x W x H (in.)	ft ³ / lbs	Model	List Price
Black steel leg. Modesty panel. 1 grommet.			
42 x 60 x 30	3.3 / 74	35-PF426030L	\$767
42 x 66 x 30	3.6 / 94	35-PF426630L	\$790
42 x 72 x 30	4 / 106	35-PF427230L	\$819

Right P-shaped work surfaces full modesty



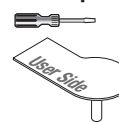
D x W x H (in.)	ft ³ / lbs	Model	List Price
Black steel leg. Modesty panel. 1 grommet.			
42 x 60 x 30	3.3 / 174	35-PF426030R	\$767
42 x 66 x 30	3.6 / 94	35-PF426630R	\$790
42 x 72 x 30	4 / 106	35-PF427230R	\$819

Left P-shaped work surfaces no modesty no end panel



D x W x H (in.)	ft ³ / lbs	Model	List Price
Black steel leg.			
42 x 60 x 30	1.4 / 37	35-PR426030L	\$611
42 x 66 x 30	1.7 / 47	35-PR426630L	\$652
42 x 72 x 30	2.1 / 57	35-PR427230L	\$680

Right P-shaped work surfaces no modesty no end panel



D x W x H (in.)	ft ³ / lbs	Model	List Price
Black steel leg.			
42 x 60 x 30	1.4 / 37	35-PR426030R	\$611
42 x 66 x 30	1.7 / 47	35-PR426630R	\$652
42 x 72 x 30	2.1 / 57	35-PR427230R	\$680

To order, specify:

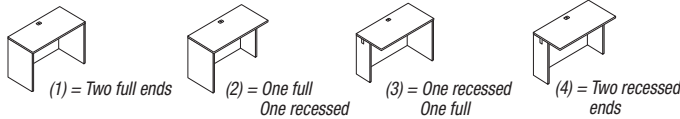
1. Model number
2. Colors for base, work surface and optional accent
3. Door/Drawer Pull Style and Finish (WN, WB, SB, SM, SP, MC, MB)
4. Optional - Select visual display options
5. Optional - Select essential accessory options

Visual Display Options available:

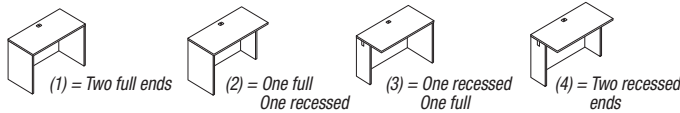
- The Trolley H-Class
- Downview - Flat Panel Display

Freestanding Work Surfaces

D x W x H (in.)	ft ³ / lbs	Model	List Price
Complete the model number with 1, 2, 3 or 4. Full height modesty panel. 1 grommet.			
30 x 24 x 30	.8 / 30.6	35-FS302430N	\$404
30 x 30 x 30	1 / 38.2	35-FS303030N	\$420
30 x 36 x 30	1.2 / 45.6	35-FS303630N	\$435
30 x 42 x 30	1.4 / 52	35-FS304230N	\$461
30 x 48 x 30	1.5 / 60.3	35-FS304830N	\$487
30 x 54 x 30	1.71 / 67.5	35-FS305430N	\$508
30 x 60 x 30	1.9 / 75	35-FS306030N	\$534
30 x 66 x 30	2.1 / 82.4	35-FS306630N	\$549
30 x 72 x 30	2.3 / 89.9	35-FS307230N	\$575




D x W x H (in.)	ft ³ / lbs	Model	List Price
Complete the model number with 1, 2, 3 or 4. Full height modesty panel. 1 grommet.			
24 x 24 x 30	.72 / 27	35-FS242430N	\$378
24 x 30 x 30	.9 / 33.7	35-FS243030N	\$409
24 x 36 x 30	1.1 / 40.2	35-FS243630N	\$425
24 x 42 x 30	1.3 / 47.8	35-FS244230N	\$440
24 x 48 x 30	1.4 / 53.2	35-FS244830N	\$456
24 x 54 x 30	1.62 / 59.6	35-FS245430N	\$471
24 x 60 x 30	1.8 / 66.2	35-FS246030N	\$492
24 x 66 x 30	1.9 / 72.7	35-FS246630N	\$508
24 x 72 x 30	2.1 / 79.2	35-FS247230N	\$539



D x W x H (in.)	ft ³ / lbs	Model	List Price
To complete a standard corner unit. Full height modesty panel. 1 grommet. Complete the model number with 2 or 4.			
30 x 24 x 30	.8 / 30.6	35-FC3024CRN	\$404
30 x 30 x 30	1 / 38.2	35-FC3030CRN	\$427
30 x 36 x 30	1.2 / 45.6	35-FC3036CRN	\$451
30 x 42 x 30	1.4 / 52	35-FC3042CRN	\$479
30 x 48 x 30	1.5 / 60.3	35-FC3048CRN	\$496
30 x 54 x 30	1.71 / 67.5	35-FC3054CRN	\$519
30 x 60 x 30	1.9 / 75	35-FC3060CRN	\$537
30 x 66 x 30	2.1 / 82.4	35-FC3066CRN	\$559
30 x 72 x 30	2.3 / 89.9	35-FC3072CRN	\$577



D x W x H (in.)	ft ³ / lbs	Model	List Price
To complete a standard corner unit. Full height modesty panel. 1 grommet. Complete the model number with 2 or 4.			
30 x 24 x 30	.8 / 30.6	35-FC3024CLN	\$404
30 x 30 x 30	1 / 38.2	35-FC3030CLN	\$427
30 x 36 x 30	1.2 / 45.6	35-FC3036CLN	\$451
30 x 42 x 30	1.4 / 52	35-FC3042CLN	\$479
30 x 48 x 30	1.5 / 60.3	35-FC3048CLN	\$496
30 x 54 x 30	1.71 / 67.5	35-FC3054CLN	\$519
30 x 60 x 30	1.9 / 75	35-FC3060CLN	\$537
30 x 66 x 30	2.1 / 82.4	35-FC3066CLN	\$559
30 x 72 x 30	2.3 / 89.9	35-FC3072CLN	\$577



Hutches

D x W x H (in.)	ft ³ / lbs	Model	List Price
To complete a standard corner unit. Full height modesty panel. 1 grommet. Complete the model number with 2 or 4.			
24 x 24 x 30	.7 / 27	35-FC2424CRN	\$381
24 x 30 x 30	.9 / 33.7	35-FC2430CRN	\$404
24 x 36 x 30	1.1 / 40.2	35-FC2436CRN	\$422
24 x 42 x 30	1.3 / 47.8	35-FC2442CRN	\$445
24 x 48 x 30	1.4 / 53.2	35-FC2448CRN	\$467
24 x 54 x 30	1.62 / 59.6	35-FC2454CRN	\$479
24 x 60 x 30	1.8 / 66.2	35-FC2460CRN	\$491
24 x 66 x 30	1.9 / 72.7	35-FC2466CRN	\$508
24 x 72 x 30	2.1 / 79.2	35-FC2472CRN	\$525

D x W x H (in.)	ft ³ / lbs	Model	List Price
To complete a standard corner unit. Full height modesty panel. 1 grommet. Complete the model number with 2 or 4.			
24 x 24 x 30	.7 / 27	35-FC2424CLN	\$381
24 x 30 x 30	.9 / 33.7	35-FC2430CLN	\$404
24 x 36 x 30	1.1 / 40.2	35-FC2436CLN	\$422
24 x 42 x 30	1.3 / 47.8	35-FC2442CLN	\$445
24 x 48 x 30	1.4 / 53.2	35-FC2448CLN	\$467
24 x 54 x 30	1.62 / 59.6	35-FC2454CLN	\$479
24 x 60 x 30	1.8 / 66.2	35-FC2460CLN	\$491
24 x 66 x 30	1.9 / 72.7	35-FC2466CLN	\$508
24 x 72 x 30	2.1 / 79.2	35-FC2472CLN	\$525

D x W x H (in.)	ft ³ / lbs	Model	List Price
To complete a standard corner unit. Full height modesty panel. 1 grommet. Complete the model number with 2 or 4.			
24 x 24 x 30	.7 / 27	35-FC2424CLN	\$381
24 x 30 x 30	.9 / 33.7	35-FC2430CLN	\$404
24 x 36 x 30	1.1 / 40.2	35-FC2436CLN	\$422
24 x 42 x 30	1.3 / 47.8	35-FC2442CLN	\$445
24 x 48 x 30	1.4 / 53.2	35-FC2448CLN	\$467
24 x 54 x 30	1.62 / 59.6	35-FC2454CLN	\$479
24 x 60 x 30	1.8 / 66.2	35-FC2460CLN	\$491
24 x 66 x 30	1.9 / 72.7	35-FC2466CLN	\$508
24 x 72 x 30	2.1 / 79.2	35-FC2472CLN	\$525

D x W x H (in.)	ft ³ / lbs	Model	List Price
Clearance: 21". Adjustable shelf. Grommet. Full-width wire access. Tack boards, see page 52.			
16 x 24 x 44	10.8 / 67.5	35-CH162444	\$559
16 x 30 x 44	13.5 / 84.3	35-CH163044	\$595
16 x 36 x 44	16.19 / 101.2	35-CH163644	\$635
16 x 42 x 44	18.89 / 118.1	35-CH164244	\$692

D x W x H (in.)	ft ³ / lbs	Model	List Price
16 x 48 x 44	21.59 / 134.9	35-CH164844	\$761
16 x 54 x 44	24.29 / 151.8	35-CH165444	\$819

D x W x H (in.)	ft ³ / lbs	Model	List Price
16 x 60 x 44	26.99 / 168.7	35-CH166044	\$882
16 x 66 x 44	29.69 / 185.5	35-CH166644	\$952
16 x 72 x 44	32.39 / 202.4	35-CH167244	\$968
16 x 78 x 44	36.5 / 234.9	35-CH167844	\$997

D x W x H (in.)	ft ³ / lbs	Model	List Price
16 x 84 x 44	39.2 / 256.9	35-CH168444	\$1,038

D x W x H (in.)	ft ³ / lbs	Model	List Price
Clearance: 17-5/8". Grommet. Full-width wire access. Tack boards, see page 52.			
16 x 24 x 36	9.1 / 63.3	35-CH162436	\$451
16 x 30 x 36	11.4 / 79.1	35-CH163036	\$491
16 x 36 x 36	13.5 / 89.3	35-CH163636	\$525
16 x 42 x 36	15.6 / 99.5	35-CH164236	\$566

D x W x H (in.)	ft ³ / lbs	Model	List Price
16 x 48 x 36	17.8 / 116.8	35-CH164836	\$629
16 x 54 x 36	19.89 / 128.1	35-CH165436	\$692

D x W x H (in.)	ft ³ / lbs	Model	List Price
16 x 60 x 36	22.1 / 142.3	35-CH166036	\$750
16 x 66 x 36	24.3 / 152.5	35-CH166636	\$813
16 x 72 x 36	26.5 / 165.6	35-CH167236	\$882
16 x 78 x 36	29.6 / 187.8	35-CH167836	\$916

D x W x H (in.)	ft ³ / lbs	Model	List Price
16 x 84 x 36	31.8 / 205.5	35-CH168436	\$940

1-1/8" thick work surfaces
Straight edge detail
Thermofused laminate top and base

35 Series

 **ASSEMBLY REQUIRED**

To swap out pedestals in desks/returns, see page 43 for details.

How To Order

1. Select model number

Ex: 35-RD367229GG (double pedestal desk, 36x72x29 with box/file left and box/file right)

2. Select laminate base and work surface color, and optional accent color (see page 136)

Accent color applies to drawer/door fronts and edge banding on all tops.

Ex: 008 C24 174 For no accent color, put "XXX" in place of accent color code.
base work surface

3. Select door/drawer pull style and finish

Ex: WN (Wave pull with Nickel finish)

4. Optional-Select visual display options (see page 53)

Ex: TH0721NK (The Trolley H-Class with Nova keyboard drawer)

5. Optional-Select essential accessory options (see page 34)

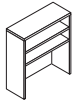
Ex: 11205DP (Standard data port)

6. Optional-Upgrade to high pressure laminate work surface

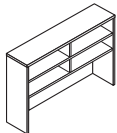
Ex: Z -Add 15% to List Price for this option.

Hutches

Open hutch 44" high

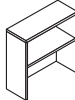


D x W x H (in.)	ft ³ / lbs	Model	List Price
Clearance: 21". Adjustable shelf. Grommet. Full-width wire access. Tack boards, see page 52.			
16 x 24 x 44	11.1 / 68.3	35-OH162444	\$416
16 x 30 x 44	13.9 / 85.4	35-OH163044	\$445
16 x 36 x 44	16.5 / 95.9	35-OH163644	\$479
16 x 42 x 44	19 / 106.6	35-OH164244	\$530

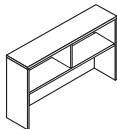


16 x 48 x 44	17 / 125.9	35-OH164844	\$566
16 x 54 x 44	24.3 / 132.9	35-OH165444	\$588
16 x 60 x 44	27 / 147.6	35-OH166044	\$617
16 x 66 x 44	29.7 / 158.3	35-OH166644	\$675
16 x 72 x 44	32.3 / 172.5	35-OH167244	\$692
16 x 78 x 44	36.5 / 212.6	35-OH167844	\$721
16 x 84 x 44	39.2 / 229.1	35-OH168444	\$756

Open hutch 36" high



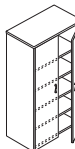
Clearance: 18". Grommet. Full-width wire access. Tack boards, see page 52.			
16 x 24 x 36	9.12 / 55.9	35-OH162436	\$330
16 x 30 x 36	11.4 / 69.9	35-OH163036	\$359
16 x 36 x 36	13.5 / 78.5	35-OH163636	\$393
16 x 42 x 36	15.6 / 87.2	35-OH164236	\$422



Clearance: 17-5/8". Grommet. Full-width wire access. Tack boards, see page 52.			
16 x 48 x 36	17.8 / 103	35-OH164836	\$467
16 x 54 x 36	19.9 / 108.7	35-OH165436	\$502
16 x 60 x 36	22.1 / 120.8	35-OH166036	\$537
16 x 66 x 36	24.3 / 129.5	35-OH166636	\$577
16 x 72 x 36	26.5 / 141.1	35-OH167236	\$635
16 x 78 x 36	29.6 / 165.5	35-OH167836	\$663
16 x 84 x 36	31.8 / 177.6	35-OH168436	\$692

Storage

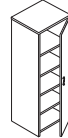
Storage or wardrobe units



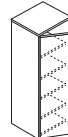
3 adjustable and 1 full-width fixed shelves. Clothes hanger bar. 74" high storage unit matches the height of a credenza with a 44" H hutch. 66" H storage unit matches the height of a credenza with a 36" H hutch.

20 x 36 x 66	30 / 234	35-SC203666	\$1,141
24 x 36 x 66	37 / 280.8	35-SC243666	\$1,181
20 x 36 x 74	33.69 / 262.8	35-SC203674	\$1,193
24 x 36 x 74	41.55 / 315.4	35-SC243674	\$1,233

Storage or wardrobe units



Swing right



Swing left

D x W x H (in.) ft³ / lbs Model List Price

3 adjustable and 1 full-width fixed shelves. Clothes hanger bar.

Single door - Swing right

20 x 24 x 66	20.5 / 156	35-SC202466SR	\$750
24 x 24 x 66	25 / 187.2	35-SC242466SR	\$876

Single door - Swing left

20 x 24 x 74	23.02 / 175.2	35-SC202474SR	\$790
24 x 24 x 74	28.1 / 210.2	35-SC242474SR	\$900

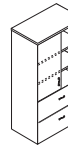
Single door - Swing left

20 x 24 x 66	20.5 / 156	35-SC202466SL	\$750
24 x 24 x 66	25 / 187.2	35-SC242466SL	\$876

Single door - Swing left

20 x 24 x 74	23.02 / 175.2	35-SC202474SL	\$790
24 x 24 x 74	28.1 / 210.2	35-SC242474SL	\$900

Storage unit with lateral file

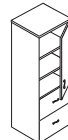


2 adjustable shelves. 2 lateral file drawers with legal/letter filing. Lock on drawer. 74" high storage unit matches the height of a credenza with a 44" H hutch. 66" H storage unit matches the height of a credenza with a 36" H hutch.

20 x 36 x 66	30 / 256	35-SL203666	\$1,314
24 x 36 x 66	27 / 307.2	35-SL243666	\$1,482

20 x 36 x 74	33.69 / 287.5	35-SL203674	\$1,383
24 x 36 x 74	41.55 / 345	35-SL243674	\$1,545

Storage unit with lateral file



Swing right

2 adjustable shelves. 2 lateral file drawers with legal/letter filing. Lock on drawer.

Single door - Swing right

20 x 24 x 66	21 / 156	35-SL202466SR	\$1,233
24 x 24 x 66	25 / 187.2	35-SL242466SR	\$1,285

Single door - Swing left

20 x 24 x 74	23.58 / 175.2	35-SL202474SR	\$1,246
24 x 24 x 74	28.08 / 210.2	35-SL242474SR	\$1,309

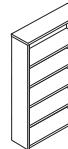
Single door - Swing left

20 x 24 x 66	21 / 156	35-SL202466SL	\$1,233
24 x 24 x 66	25 / 187.2	35-SL242466SL	\$1,285

Single door - Swing left

20 x 24 x 74	23.58 / 175.2	35-SL202474SL	\$1,246
24 x 24 x 74	28.08 / 210.2	35-SL242474SL	\$1,309

Bookcases



2 adjustable shelves

12 x 36 x 36	10.35 / 96	35-BC123636S2	\$445
--------------	------------	---------------	-------

3 adjustable shelves

12 x 36 x 48	14.6 / 110	35-BC123648S2	\$513
--------------	------------	---------------	-------

4 adjustable shelves

12 x 36 x 66	19 / 137	35-BC123666S4	\$596
--------------	----------	---------------	-------

3 adjustable shelves, 1 fixed shelf at 29"

12 x 36 x 74	21.34 / 153.9	35-BC123674S4	\$647
--------------	---------------	---------------	-------

Additional shelf

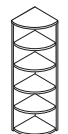
11 x 34 x 01	.3 / 10.5	35-BC113401S1	\$82
--------------	-----------	---------------	------

Corner bookcases



1 adjustable shelf

20 x 20 x 30	7.7 / 49.3	35-CB202030S1	\$358
24 x 24 x 30	11.1 / 68.1	35-CB242430S1	\$430



4 adjustable shelves

20 x 20 x 66	17.3 / 106	35-CB202066S4	\$549
24 x 24 x 66	24.9 / 144.6	35-CB242466S4	\$653

3 adjustable shelves, 1 fixed shelf

20 x 20 x 74	19.4 / 119	35-CB202074S4	\$575
24 x 24 x 74	28 / 162.4	35-CB242474S4	\$678







To order, specify:

1. Model number
2. Colors for base, work surface and optional accent
3. Door/Drawer Pull Style and Finish (WN, WB, SB, SM, SP, MC, MB)
4. Optional - Select visual display options
5. Optional - Select essential accessory options

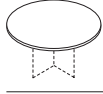
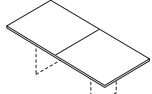
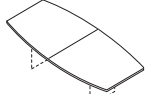
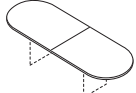
Visual Display Options available:


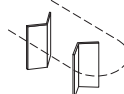


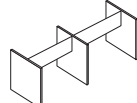
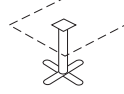
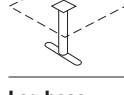
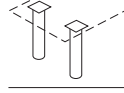


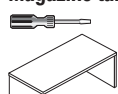
- The Trolley H-Class
- Downview - Flat Panel Display

Storage

	D x W x H (in.)	ft ³ / lbs	Model	List Price
Mobile pedestals 	2 box drawers, 1 file drawer. Pencil tray. Brakes on front castors. Lock controls file drawer and box drawer above. Fits under a work surface. 1 tone finish.			
	18 x 15 x 27½	4.4 / 82	35-MP181528B	\$675
	22 x 15 x 27½	5.5 / 100	35-MP221528B	\$698
	Optional counterweight			
	04 x 13 x 04	.1 / 14	35-CW041304	\$70
	2 file drawers. Brakes on front castors. Lock. Counterweight. Fits under a work surface. 1 tone only.			
	22 x 15 x 27½	5.5 / 96	35-MP221528F	\$716
	1 box drawer, 1 file drawer. Brakes on front castor. Lock. Fits under work surface. 1 tone only.			
	18 x 15 x 21½	4.1 / 70	35-MP181522G	\$588
	22 x 15 x 21½	5 / 85.4	35-MP221522G	\$600
	Optional counterweight			
	04 x 13 x 04	.1 / 14	35-CW041304	\$70
Modular pedestals 	2 box drawers, 1 file drawer. Pencil tray. Lock controls file drawer and box drawer above. Fits under work surface. Specify base color only.			
	18 x 15 x 29	5.8 / 64	35-FP181529B	\$571
	2 file drawers. Fits under work surface. Specify base color only.			
	18 x 15 x 29	5.8 / 60.6	35-FP181529F	\$519
Combination pedestal to hang 	1 box drawer, 1 file drawer. Pencil tray. Lock. Fits under work surface. Specify base color only.			
	18 x 15 x 23	3.7 / 50	35-FP181523G	\$451

Tables

Circular tops 	For table. Order base separately.			
	36 x 36 x 1½	1.6 / 55.9	35-CT363601	\$290
	42 x 42 x 1½	1.9 / 65.2	35-CT424201	\$383
	48 x 48 x 1½	2.4 / 82	35-CT484801	\$435
Rectangular tops 	For conference tables. Order 2 bases or 4 legs for 72" or 96" tops.			
	36 x 72 x 1½	2.7 / 84.7	35-RT367201	\$430
	48 x 96 x 1½	4.7 / 142	35-RT489601	\$611
Boat-shaped tops 	For conference tables. 120" and 144" tops are in two pieces. Order 2 bases or 4 legs for 96" tops; and 3 bases or 6 legs for 120" or 144" tops.			
	48 x 96 x 1½	4.7 / 142	35-BT489601	\$673
	48 x 120 x 1½	6 / 195	35-BT481200	\$828
	48 x 144 x 1½	7.1 / 230.3	35-BT481440	\$932
Racetrack tops 	For conference tables. 120" and 144" tops are in two pieces. Order 2 bases or 4 legs for 72" or 96" tops; and 3 bases or 6 legs for 120" or 144" tops.			
	36 x 72 x 1½	2.7 / 84.7	35-RC367201	\$471
	48 x 96 x 1½	4.7 / 142	35-RC489601	\$684
	48 x 120 x 1½	6 / 195	35-RC481200	\$865
	48 x 144 x 1½	7.1 / 230.3	35-RC481440	\$958

	D x W x H (in.)	ft ³ / lbs	Model	List Price
Cross bases 	1½" thermofused laminate.			
	For 35-CT363601 top.			
	20 x 20 x 29	1.5 / 38	35-BB202029CB	\$290
	For 35-CT424201 top.			
	27 x 27 x 29	1.7 / 52	35-BB272729CB	\$332
	For 35-CT484801 top.			
	33 x 33 x 29	1.77 / 66	35-BB333329CB	\$430
V-base 	1-5/8" thermofused laminate.			
	16 x 16 x 29	.9 / 35.9	35-BB161629V	\$435
Drum base 	18 x 18 x 29	9 / 25	35-BB181829D	\$646
	Panel base			
	For 72" and 96" tables.			
	24 x 43¾ x 29	1.8 / 64	35-BB244429P	\$378
	For 120" and 144" tables.			
	24 x 85 x 29	2.5 / 95	35-BB248529P	\$570
Cross base 	Black steel leg.			
	33 x 33 x 29	9.9 / 26.4	35-BB333329CL	\$409
T-base 	Black steel leg.			
	02 x 30 x 29	4 / 18	35-BB023029T	\$306
Leg base 	Black steel leg.			
	04 x 04 x 29	.8 / 11	35-BB040429L	\$228
Printer table 	1 height adjustable sliding shelf. Grommet on modesty panel.			
	24 x 30 x 30	13.9 / 100	35-PS243029	\$445
End table 	22 x 22 x 18	1 / 36.5	35-ET222218	\$249
	Magazine table			
	22 x 48 x 18	1.5 / 54.4	35-MT224818	\$294

1-1/8" thick work surfaces
Straight edge detail
Thermofused laminate top and base

35 Series

 **ASSEMBLY REQUIRED**

To swap out pedestals in desks/returns, see page 43 for details.

How To Order

1. Select model number

Ex: 35-RD367229GG (double pedestal desk, 36x72x29 with box/file left and box/file right)

2. Select laminate base and work surface color, and optional accent color (see page 136)

Accent color applies to drawer/door fronts and edge banding on all tops.

Ex: 008 C24 174 For no accent color, put "XXX" in place of accent color code.
base work accent surface

3. Select door/drawer pull style and finish

Ex: WN (Wave pull with Nickel finish)

4. Optional-Select visual display options (see page 53)

Ex: TH0721NK (The Trolley H-Class with Nova keyboard drawer)

5. Optional-Select essential accessory options (see page 34)

Ex: 11205DP (Standard data port)

6. Optional-Upgrade to high pressure laminate work surface

Ex: Z -Add 15% to List Price for this option.

Miscellaneous

Mobile serving carts

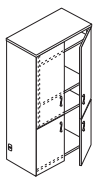


D x W x H (in.)	ft ³ / lbs	Model	List Price
1 sliding shelf, 1 box drawer. Pencil tray. 1 door. 1 shelf.			
21 x 20 x 36	9.4 / 100.9	35-MC212036	\$640



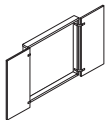
1 sliding shelf, 2 box drawers. Pencil tray. 2 doors. 2 shelves.			
21 x 36 x 36	16.4 / 165.5	35-MC213636	\$1,073

Audio/visual cabinets



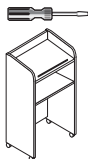
Fold away doors on video compartment. 1 drawer for storage. 2 adjustable shelves. Pull-out turntable shelf for monitor. 3 grommets.			
25 x 36 x 66	38.3 / 295.2	35-AV253666	\$2,003
25 x 36 x 74	43 / 331.5	35-AV253674	\$2,068

Marker board



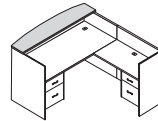
Non-magnetic surface for use with dry-erase markers. Eraser tray along bottom of board. Inside face of doors covered in natural cork. Hooks for paper pad. 180° hinges.			
05 x 54 x 40	7 / 95	35-MB055440	\$842

Lectern



1 fixed shelf. 1 grommet. 4 castors, 2 with brakes.			
18 x 18 x 44	2.1 / 69.4	35-LC181844	\$514

Right reception desks



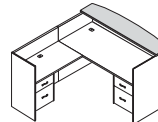
D x W x H (in.)	ft ³ / lbs	Model	List Price
-----------------	-----------------------	-------	------------

2 grommets. Transaction shelf. 2 pedestals with lock. 1 box drawer and 1 file drawer with legal/letter filing. Pencil tray. Full height modesty panel.

Left desk			
30 x 72 x 42	65.5 / 321	35-RS307242GN	\$1,228

Right returns, 1 grommet			
24 x 42 x 42	26 / 142	35-RS244242NG	\$813
24 x 48 x 42	32 / 162.3	35-RS244842NG	\$865

Left reception desks

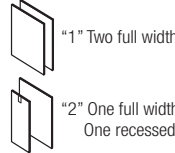


2 grommets. Transaction shelf. 2 pedestals with lock. 1 box drawer and 1 file drawer with legal/letter filing. Pencil tray. Full height modesty panel.

Right desk			
30 x 72 x 42	65.5 / 321	35-RS307242NG	\$1,228

Left returns, 1 grommet			
24 x 42 x 42	26 / 142	35-RS244242GN	\$813
24 x 48 x 42	32 / 162.3	35-RS244842GN	\$865

Additional legs



For workstation reconfiguration. Specify "1" for two full width legs, "2" for one full and one recessed leg. Priced per pair.

01 x 20 x 27½	1 / 27	35-LG012027X	\$197
01 x 24 x 27½	1.2 / 36.7	35-LG012427X	\$197
01 x 30 x 27½	1.41 / 45.2	35-LG013027X	\$197

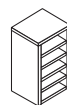
Additional legs



2 recessed legs. Priced per pair.

01 x 13 x 27½	.7 / 21.9	35-LG011327	\$197
---------------	-----------	-------------	-------

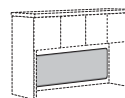
Vertical Pigeon holes



**When ordering, must select the same color for work surface, base and accent.
21" H - 6 compartments; 17" H - 5 compartments**

Legal size			
12 x 18 x 21	3.1 / 30	35-VP121821	\$175
12 x 18 x 17	2.6 / 25.8	35-VP121817	\$160
Letter size			
12 x 12 x 21	2.3 / 26	35-VP121221	\$127
12 x 12 x 17	2 / 22.4	35-VP121217	\$117

Tack Boards



For 44" H hitches			
01 x 22 x 19	.1 / 4	35-TB012219	\$256
01 x 28 x 19	.2 / 5.2	35-TB012819	\$286
01 x 34 x 19	.2 / 6.2	35-TB013419	\$316
01 x 40 x 19	.3 / 7.3	35-TB014019	\$346
01 x 46 x 19	.3 / 8.4	35-TB014619	\$376
01 x 52 x 19	.3 / 9.5	35-TB015219	\$406
01 x 58 x 19	.4 / 10.6	35-TB015819	\$436
01 x 64 x 19	.4 / 11.7	35-TB016419	\$466
01 x 70 x 19	.5 / 12.7	35-TB017019	\$496
01 x 76 x 19	.5 / 13.9	35-TB017619	\$526
01 x 82 x 19	.5 / 15	35-TB018219	\$556

For 36" H hitches			
01 x 22 x 15	.1 / 3.3	35-TB012215	\$198
01 x 28 x 15	.1 / 4.1	35-TB012815	\$220
01 x 34 x 15	.2 / 5	35-TB013415	\$242
01 x 40 x 15	.2 / 5.9	35-TB014015	\$264
01 x 46 x 15	.2 / 6.8	35-TB014615	\$286
01 x 52 x 15	.3 / 7.6	35-TB015215	\$308
01 x 58 x 15	.3 / 8.5	35-TB015815	\$330
01 x 64 x 15	.3 / 9.4	35-TB016415	\$352
01 x 70 x 15	.4 / 10.3	35-TB017015	\$374
01 x 76 x 15	.4 / 11.1	35-TB017615	\$396
01 x 82 x 15	.4 / 12	35-TB018215	\$418

To order, specify:

- 1. Model number
- 2. Colors for base, work surface and optional accent
- 3. Door/Drawer Pull Style and Finish (WN, WB, SB, SM, SP, MC, MB)
- 4. Optional - Select visual display options
- 5. Optional - Select essential accessory options

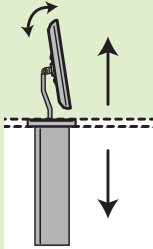
Visual Display Options available:

- The Trolley H-Class
- Downview - Flat Panel Display

Visual Display Options for 35 Series

The Trolley H-Class™

Maximum dimensions for flat panel display: 2¾" D x 16¼" W x 14" H (70mm D x 413mm W x 356mm H)



NOTE: Maximum distance from center of wall mount VESA plate to bottom of monitor is 6 ¾" (171mm)

Model

List Price

With Nova Keyboard Drawer

Trolley does not come installed in any unit, Nova Keyboard Drawer installed in assembled units only.

TH0721NK \$860

With Center Mount Articulating Keyboard Mechanism and Tray

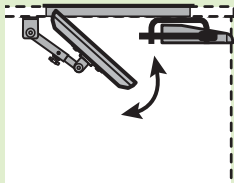
Trolley does not come installed in any unit, Center Mount Keyboard Tray installed in assembled units only.

TH0721CK \$1,030

- Optional keyboard choices
- Suitable for flat panel displays up to 19" diagonal
- One-touch activation
- Low voltage motor to lift & lower monitor
- Keyed lock for added security
- Provides vertical tilt adjustment in "up" position
- Durable metal enclosure under desktop
- Optional wire management system and power strip

Downview-Flat Panel Display

Maximum dimensions for flat panel display: 17"W x 18" H (432mm W x 457.2mm H)



Model

List Price

With Nova Keyboard Drawer

Includes 18" x 18" view port, adjustable arm, and visor.

Downview Flat Panel Display & Nova Keyboard Drawer installed in assembled units only.

FPA1818NK \$360

With Dual Mount Adjustable Keyboard Tray

Includes 18" x 18" view port, adjustable arm, and visor.

Downview Flat Panel Display & Nova Keyboard Drawer installed in assembled units only.

FPA1818AK \$605

- Suitable for flat panel displays up to 19" diagonal
- Tinted, tempered glass viewport
- Keeps monitor under glass below work surface
- Optional wire management system and power strip

• For details and installation specifications, refer to pages 124-126.

• For CRT applications, please contact Customer Support: 1-800-730-6682

Laminate Selections

B = Base Color

W = Work Surface Color

A = Accent Color (35, 75, 65, 25 Series)



Black (174)

B A



Empire Mahogany (531)

BWA



Slate Grey (129)

B A



Hard Rock Maple (577)

BWA



Fashion Grey (227)

BWA



English Oak (510)

BWA




Graphite Nebula (030)

W



Wild Cherry (567)

BWA



Grey Nebula (044)

W



Natural Pear (604)

BWA



Carbon EV (376)

W



Tuscan Walnut (695)

BWA



Watermelon Brush (E71)

W



Citrus Brush (C59)

W




Sage Brush (D47)

W



Ocean Brush (A87)

W



Tuscan Olive (A29)


B A




Brittany Blue (076)

B A

Fabric Selections



Parchment 1602




Misty 1595



Gravel 1599




Sky Blue 1613



Seafoam 1601



Lagoon 1616



Moonbeam 1604



Sanddrift 1617




Terra Cotta 1611




Lilac 1597




Red Wine 1614



Twilight 1618



Flint 1619



Stardust 1606



Silverleaf 1610

Matching Metal Colors

For Table Solutions - 25 Series only



Polished Black
(PBL)



Polished Silver
(PSL)



Slate
(SLL)



Watermelon
(WML)



Ocean
(OCL)



Sage
(SAL)

Terms & Conditions

TERMS

Nova Solutions' (Nova) standard terms are net 30 days with approved credit. All prices are in U.S. Dollars. Prices herein are list prices effective with the date printed on the cover and supersede all other published price lists. Nova reserves the right to change prices without prior notice.

SELLING INFORMATION

Distribution of this price list does not in itself constitute an offer to sell. Offers can be received only from authorized Nova dealers.

PRICES

All prices listed are suggested retail prices, F.O.B. point of shipment, freight allowed (included in list prices) when shipping within the continental United States. Orders are accepted subject to prices and taxes prevailing at the time of shipment. Prices and taxes are subject to change without notice. If shipping date requested is more than 90 days from date of order, Nova shall have the right to use the published list prices effective at time of shipment.

ORDER PLACEMENT

Nova requires that all orders be in writing and accompanied by a layout/drawing. This is to insure that orders are complete, avoid errors, and avoid duplication. Please order products by model numbers specified to avoid any possible error. Telephone orders will not be processed for production without proper written confirmation. Nova cannot be held responsible for errors, omissions, and order duplication due to non-compliance with this procedure.

ORDERING INFORMATION

Mail, fax or e-mail all orders to:

Nova Solutions, Inc.
421 W. Industrial Avenue
P.O. Box 725
Effingham, Illinois 62401
Phone: 217-342-7070
Phone: 800-730-6682
Fax: 217-342-7006
Fax: 800-940-6682
E-mail: orders@novasolutionsinc.com

For prompt delivery, all orders must include:

- 1) Purchase order number
- 2) Attached layout/drawing
- 3) Billing address
- 4) Ship-to information and e-mail address
- 5) Special handling instructions
- 6) Complete model and finish number
- 7) Correct pricing

ORDER ACKNOWLEDGMENT

Please notify Nova immediately of any discrepancies in your order acknowledgement. The customer assumes all responsibility for order accuracy. Nova does not assume responsibility for errors caused by miscommunications from the customer. Orders are accepted only by issuance of Nova's formal acknowledgement. Orders are subject to the terms and conditions set forth herein, notwithstanding any variance in terms and conditions set forth on buyer's order forms. The order acknowledgement is the final confirmation of the agreement between the customer and Nova and supersedes all prior oral and written statements regarding the order. Once the order confirmation has been sent, only Nova approved and signed modifications will supercede the original confirmation.

QUOTATIONS

Quotations are valid for a period of ninety (90) days.

CHANGES

Nova reserves the right to make changes in design, specifications, construction, pricing or to discontinue products without prior notice. Prices shown in price book have priority over electronic catalog contents. Dimensions are approximate and are within normal industry standards.

ORDER CHANGES

Upon acknowledgement of an order, Nova may not be able to accept a change order. Nova will not accept changes on specials or customer items once production begins. Every attempt to make the requested change will be made and the following conditions apply:

- 1) Requested changes must be submitted in writing
- 2) Additional charges for materials, labor, and administrative costs may be charged
- 3) Completion dates may be rescheduled as required based on changes

ORDER CANCELLATIONS

Order cancellations must be requested in writing no later than 48 hours after receipt of original order and are subject to approval of Nova Solutions, Inc. Cancellations cannot be accepted otherwise. No cancellations accepted on Quick Ship orders

STORAGE

Orders in which shipment is delayed by the customer beyond 30 days after acknowledged shipping date are subject to a 3% weekly storage fee. Such transfer to storage will be deemed delivery to purchaser for all purposes including invoicing and payment.

SHIPPING INFORMATION

Freight

All shipments are Free On Board (F.O.B.) point of shipment, freight prepaid and allowed (included in list prices) when shipping within the continental United States. Please contact Customer Support for shipments to Alaska, Hawaii, and international. Nova reserves the right to select the most appropriate carrier and routing on all shipments.

Nova's product pricing is based on standard delivery between normal business hours Monday through Friday, excluding weekends and holidays. Any charge arising from failure to accept a shipment, rerouting while in transit, or carrier storage charges are not included in prices shown and will be billed to "Sold To" account number on the order. Detention charges will be incurred for untimely off-loading of product or other time delays incurred.

Any orders under list pricing shown below or requiring Special Delivery Services will incur additional charges. All such requirements must be noted on the purchase order. Examples of such services include:

Handling Fee (all non-UPSable shipped orders): All orders under \$5,000 list will incur \$100 handling fee

Multiple site deliveries: \$75 per order and location drop charge

Non-Standard Detention Time: \$75 per hour after two hours for each delivery location

Delivery Time (outside normal delivery hours): Contact Customer Support for charges and availability

Carriage

Nova reserves the right to choose the best method of delivery. All furniture is carefully inspected and securely packed before shipment. The carrier will only accept packages in good condition and agrees to deliver it in the same condition. Nova relinquishes all responsibility for goods shipped upon a signed receiving document from the carrier. It is the customer's responsibility to inspect merchandise immediately upon receipt.

SHIPPING INFORMATION (continued)

Loss, Damage or Delay

Nova shall not be liable for loss, damage, or delay resulting from causes beyond its reasonable control, including but not limited to fire, strike, inclement weather, accidents, or delay in transportation. In the event of a delay, due to any such cause, the delivery date will be postponed.

Shortages

If the shipment is not delivered in accordance with the quantity of cartons and packages shown on the Bill of Lading and/or Freight Bill, do not accept it until such shortages are noted on both documents.

FREIGHT CLAIMS

The merchandise is carefully packed and thoroughly inspected before shipment. The carrier upon acceptance of the shipment assumes responsibility for its safe delivery. Claims for loss or damage sustained in transit must therefore, be made upon the carrier as follows:

Concealed Loss or Damage

Concealed loss or damage means loss or damage that does not become apparent until the merchandise has been unpacked. The contents may be damaged in transit due to rough handling even though the carton may not show external damage. When damage is discovered upon unpacking, make a written request for inspection by the carrier's agent within 7 days of the delivery date. Then file a claim with the carrier since such damage is the carrier's responsibility.

Visible Damage or Shortage

Any external evidence of damage or shortage must be noted on the freight bill or express receipts and signed by the carrier's agent. Failure to adequately describe such external evidence of damage or shortage may result in the carrier refusing to honor a damage claim. The carrier will supply the form required to file such a claim. **All cartons and packaging must be kept with the merchandise at the delivered location. Failure to do so constitutes acceptance and a waiver of any such claim.**

RETURNS

Nova will not accept the return of any merchandise without a Returned Material Authorization (RMA). Special order items may not be returned for credit. No returns will be allowed after sixty (60) days from the ship date. If merchandise is approved for return, a restocking fee will be applied. Upon receipt, all returned merchandise will be thoroughly inspected, and any discrepancies will result in an adjustment to the amount of credit issued.

LIMITED LIFETIME WARRANTY

Nova Solutions warrants that its products are free from defects in materials and workmanship given normal use and care for the lifetime of service; proof of delivery being the only official document accepted by Nova for any claim. In the event that a product is used more than normal use, the applicable warranty period may be reduced.

This warranty is made by Nova Solutions to the original customer for as long as the original customer owns and uses the product. Nova Solutions' warranty is only valid if the products are given normal and proper use, and installed in accordance with Nova Solutions' installation and/or application guidelines, and installed by an authorized Nova Solutions' dealer or agent. Nova Solutions assumes no responsibility for repairs to products sustaining damages resulting from end-user modifications, attachments to a product, misuse, abuse, alteration, or negligence.

This warranty is subject to the limitations, exclusions, and other provisions provided below:

- Twenty-five years: Thermofused laminate
- Twenty years: Drawer slides
- Ten years: Locks
- Five years: Downview technology with flat panel monitor or CRT, Flat Panel Display Security Arm, high pressure laminate, castors, fabrics, metal frame doors, electrical components, PVC extrusions, adjustable surface mechanisms, and accessories.
- Two years: The Trolley H-Class with Intelligent Motion Technology: first year of warranty for parts and labor; second year limited parts warranty. Variation in finishes is characteristic, in terms of color & texture, and does not constitute a defect.

As your manufacturer, we stand behind our quality products and will do everything possible to resolve any problems that might arise within the terms of this warranty.

For more information, or to file a warranty claim, please contact Nova Solutions' Customer Support at 800-730-6682.

GOVERNING LAWS

This contract shall be construed and governed in accordance with the laws and regulations of the state of Illinois.

Sample Purchase Order

Customer Information

Customer Name
 Address
 City, State, Zip
 Phone #
 Fax #
 E-mail Address

Purchase Order # _____

Date Issued: _____

Vendor Information

Nova Solutions, Inc.
 P.O. Box 725
 Effingham, IL, USA 62401

Ship To:

Name (your point of destination)
 Address (your point of destination)
 City, State, Zip
 Phone #
 Delivery Contact Name

	Model Numbers	Description	Qty	List Price	Ext. List Price
Base Model Number:	75-RD307230BB	Rectangle desk, 30x72x30 Box/Box/File right and left	1	\$1,417	\$1,417
Color:	695 695 695	Tuscan Walnut (Base, Work Surface & Accent)			
Drawer or Door Pull Style/Finish:	SM	Steel / Chrome Matt			
Edge Detail:	P	Flat PVC edge			
Options:	AC-PS1125	Power strip	1	\$132	\$132
Visual Display:	FPA1818NK	Downview-Flat panel display	1	\$360	\$360
Accessories:	RWG01	Round wire grommet	2	\$68	\$136
		Subtotal		\$1,977	
		Total			\$2,045

Please add any taggings:

Example: Computer classroom #104

Please add point of contact, phone number and e-mail address:

Example: Debbie Smith, 800-555-5678, dsmith@domainname.com

Please add any shipping or special instructions:

Example: Please call Doug at 555-687-5309, 24 hours before delivery

Example: Must have delivery by 12/31

Notes





NOVA Solutions, Inc.

421 W. Industrial Avenue
Effingham, IL 62401

Phone: 800-730-6682

Fax: 800-940-6682

www.novadesk.com

info@novasolutionsinc.com



© 2007, NOVA Solutions, Inc.

Reorder #: CT002

Issue Date: 05/15/07 - Rev. 1

NOVA Solutions products are protected by various
U.S. and foreign patents issued and/or pending.